



Northern Building Plastics

**MORE BRANDS
MORE STOCK
MORE CHOICE**



Roofline

Rainwater

Cladding

Window Trims

Flat Roofing

Warm Roof

Roofing & Ventilation

Timber & Insulation

Drainage

Outdoor Living

Silicones & Adhesives

Tools & Fixings

**1000s of
products
available
from stock**



CLICK

Ordering online made easy, anywhere, anytime.



COLLECT

Huge stock availability at our super-depots.



DELIVER

Free next day deliver-to-site service.

CONTENTS INDEX



Roofline	6 - 28
Freefoam Fascia & Soffit	6 - 16
Swish Fascia & Soffit	19 - 24
Finishing Touches	25 - 26
Angles	28

Rainwater	30 - 50
Freefoam Range	30 - 35
FloPlast Range	36 - 44
"Cast Iron" Effect Guttering	45 - 48
TwinPlas Guttering	49
Accessories	50

Cladding	52 - 93
Fortex Embossed Cladding	52 - 55
Fortex Natura Cladding	56
PVC Cladding	57 - 59
Tudor Board	60 - 61
Fibre Cement Cladding	62 - 73
Composite Cladding	74 - 76
Internal Cladding	78 - 93

Window Trims	94 - 108
Window Trims	94 - 98
Window Boards	99 - 102
Cills	102
Window Accessories	103 - 104
Canopies	105 - 107
Finishing Details	108

Flat Roofing	109 - 122
EPDM Rubber Roofing	109 - 113
GRP	114 - 117
S1 Roof Lanterns	118 - 119
Flat Roof Windows	120
Polycarbonate	121
Torch-On Felt	122

Warm Roof	123 - 133
Classic British Slate	123
Metrotile	124 - 125
Tapco	126 - 127
Dakea Roof Windows	128 - 130

Roofing & Ventilation	134 - 141
Dry Verge	134 - 135
Continuous Dry Verge	136 - 137
Dry Ridge/Other Products	138
Breather Membranes	139
Lead	140 - 141
Lead Alternative	141

Timber & Insulation	142 - 145
Timber	142 - 143
Sheet Material	143
Insulation and Plasterboard	144 - 145

Drainage	147 - 167
Underground Drainage	147 - 155
Soil Pipe Systems	157 - 161
Waste Pipe Systems	162 - 166
Channel Drainage	167

Outdoor Living	168 - 175
Composite Decking	168 - 172
Composite Fence System	173 - 175

Silicones & Adhesives	177 - 183
Silicones & Sealants	177 - 180
Adhesives & Foams	181 - 182
Cleaners & Wipes	183

Tools & Fixings	184 - 200
Fixings	184 - 188
Tapes	189
Hand Tools	190 - 196
Building Accessories	197 - 198
Protective Equipment	199 - 200

THE NBP TEAM ARE

YORKSHIRE & HUMBERSIDE

0113 277 8600

sales@nbp.co.uk

MIDLANDS

01455 249 400

sales.eastmidlands@nbp.co.uk

HERE TO ASSIST!

NORTH WEST

01204 800 565

sales.northwest@nbp.co.uk

NORTH EAST

0191 300 6050

sales.northeast@nbp.co.uk

WELCOME TO Northern Building Plastics

Northern Building Plastics

At Northern Building Plastics we have a proud history built on delivering premium, low-maintenance building materials, across the UK, to the construction and home improvement industries.

DELIVERING EXCELLENCE AS STANDARD TO THE TRADE



WELCOME TO OUR ONLINE CUSTOMER PORTAL

1,000s of Products



STAY CONNECTED

for all the latest news, offers and information



NBPLtd



@nbpltd



/NBPLimited



/NBPltd



/nbpltd



NBPLtd



nbp.co.uk

WHY CHOOSE NBP?

We stock a wide range of fascia, soffit, rainwater, cladding, window trims, drainage and roofing materials.

FREE DELIVERY



Why collect, when we can deliver? Take advantage of our premium free deliver-to-site across the UK service, open to all our trade account customers.

AVAILABILITY



1,000s of products immediately available including the most comprehensive range of Roofline. We hold large stocks so you can get the job done!

ONLINE



Open an online trade account and access bespoke pricing, quotes, project lists and speedy ordering with access to 1,000s of products.

SERVICE



Email, phone or face-to-face... our dedicated and knowledgeable team are always on-hand and here to ensure you get the correct items for all your requirements.

LATE NIGHT SHOPPING



Have last minute requirements? Not a problem. Order online as late as 10:00pm and we will deliver to you the very next working day.

GREAT VALUE



Open a trade professional account and benefit from bespoke pricing, tailored to your business needs, bringing you great value all-year-round.

ROOFLINE

High quality fascia, soffit & accessories expertly finish any roofline project.

FASCIA



An extensive range of products are available in a wide choice of traditional and contemporary woodgrain colours. Manufactured to last using premium Renolit Exofol MX foil that features Solar Shield Technology (SST). Benefits include: built in sun reflection, reduced heat absorption and reduced profile temperature and expansion.

Industry Leading Guarantees

Freefoam has made a life-long company commitment to make and guarantee long life products through refining technical and manufacturing resources and the cumulative experience of product performance over many years.

50 Year Lifetime Extended Guarantee

Freefoam offers an extended 50-year Lifetime transferable guarantee on all white profiles in addition to the standard 20-year guarantee. The extended guarantee is available on roofline, cladding and rainwater installation projects, where only the Freefoam brand has been used and was fitted and registered online by a Freefoam registered installer.

20 Year Standard Guarantee

All white Freefoam products are automatically covered by its standard 20-year guarantee. Products are guaranteed not to warp, crack, discolour or blister and provide resistance to air pollution. This level of protection can simply be extended to the industry leading Lifetime Guarantee.

Guarantee



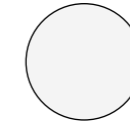
All coloured or woodgrain products are eligible for a 10-year guarantee.



Design, Size and Colour


Freefoam offer one of the widest collections of low maintenance, solid and foil colour fascia and soffits on the market. The range includes: Square, Ogee, Roundnose and Flat Fascia, a Reveal Cover Board, as well as Hollow and General Purpose Soffit Board. The boards come in 5 metre lengths and in widths ranging from 100mm to 605mm.

Standard




White

Foil Colours




Agate Grey




Anthracite Grey Foil



Black Ash



Chartwell Green Foil



Cream Foil



Irish Oak



Light Oak



Mahogany



Rosewood

Square Fascia (18mm x 5m)

Colour/Size	Agate Grey	Anthracite Grey Foil	Black Ash	Chartwell Green Foil	Cream Foil	Irish Oak
150mm		FMS150WGAG	FMS150WGB			
175mm	SF175AGG	FMS175WGAG	FMS175WGB	SF175CGF	FMS175WGCR	FMS175WGI
200mm		FMS200WGAG	FMS200WGB	SF200CGF	FMS200WGCR	FMS200WGI
225mm	SF225AGG	FMS225WGAG	FMS225WGB			
250mm	SF250AGG	FMS250WGAG	FMS250WGB			
300mm		FMS300WGAG	FMS300WGB			
400mm	SF405AGG	FMS400WGAG	FMS400WGB	SF405CGF	FMS400WGCR	FMS400WGI
400mm 1/4	SF405AGG.25	FMS400WGAG.25	FMS400WGB.25			
Colour/Size	Light Oak	Mahogany	Rosewood	White		
150mm	FMS150WGO	FMS150WGM	FMS150WGR	FMS150W		
175mm	FMS175WGO	FMS175WGM	FMS175WGR	FMS175W		
200mm	FMS200WGO	FMS200WGM	FMS200WGR	FMS200W		
225mm	FMS225WGO	FMS225WGM	FMS225WGR	FMS225W		
250mm	FMS250WGO	FMS250WGM	FMS250WGR	FMS250W		
300mm				FMS300W		
400mm	FMS400WGO	FMS400WGM	FMS400WGR			
400mm 1/4	FMS400WGO.25	FMS400WGM.25	FMS400WGR.25			
410mm				FMS410W		
410mm 1/4				FMS410W.25		




FREE DELIVERY




NO MINIMUM ORDER



Flat Fascia (18mm x 5m)	
Colour/Size	White
150mm	FMF150W
175mm	FMF175W
200mm	FMF200W
250mm	FMF250W
300mm	FMF300W




Ogee Fascia (18mm x 5m)	
Colour/Size	White
150mm	FMO150W
175mm	FMO175W
200mm	FMO200W
225mm	FMO225W
250mm	FMO250W
405mm	FMO405W




Roundnose Fascia (18mm x 5m)	
Colour/Size	White
150mm	FMR150W
175mm	FMR175W
200mm	FMR200W
225mm	FMR225W
250mm	FMR250W
405mm	FMR405W
405 1/4mm	FMR405.25




Reveal/Capping Board (10mm x 5m)							
Colour/Size	Agate Grey	Anthracite Grey Foil	Black Ash	Chartwell Green Foil	Cream Foil	Irish Oak	Light Oak
150mm		FW150WGAG	FW150WGB				FW150WGO
175mm	RC175AGG	FW175WGAG	FW175WGB	RC175CGF	FW175WGCR	FW175WGI	FW175WGO
200mm		FW200WGAG	FW200WGB	RC200CGF	FW200WGCR		FW200WGO
225mm	RC225AGG	FW225WGAG	FW225WGB	RC225CGF	FW225WGCR	FW225WGI	FW225WGO
250mm		FW250WGAG	FW250WGB				FW250WGO
300mm	RC300AGG	FW300WGAG	FW300WGB				FW300WGO
400mm	RC405AGG	FW400WGAG	FW400WGB	RC405CGF	FW400WGCR	FW400WGI	FW400WGO
Colour/Size	Mahogany		Rosewood		White		
100mm							FW100W
125mm							FW125W
150mm		FW150WGM		FW150WGR			FW150W
175mm		FW175WGM		FW175WGR			FW175W
200mm		FW200WGM		FW200WGR			FW200W
225mm		FW225WGM		FW225WGR			FW225W
250mm		FW250WGM		FW250WGR			FW250W
300mm		FW300WGM		FW300WGR			FW300W
400mm		FW400WGM		FW400WGR			FW400W
450mm							FW450W









Open a Trade Professional Account




SCAN QR CODE HERE




-  Trade Discount ✓
-  FREE Delivery ✓
-  Online Ordering ✓
-  Huge Stocks ✓
-  Latest Offers ✓
-  Order Online Until 10pm ✓

Double Ended Reveal Liner (10mm x 5m)	
Colour/Size	D/E
605mm	F605PW



Ogee Cover Board (10mm x 5m)	
Colour/Size	White
150mm	FO150W
175mm	FO175W
200mm	FO200W
225mm	FO225W
250mm	FO250W
300mm	FO300W
390mm	FO390W



General Purpose Board (10mm x 5m)							
Colour/Size	Agate Grey	Anthracite Grey Foil	Black Ash	Chartwell Green Foil	Cream Foil	Irish Oak	Light Oak
100mm		GPB100WGAG	GPB100WGB				GPB100WGO
150mm	FB150AGG	GPB150WGAG	GPB150WGB				GPB150WGO
175mm	FB175AGG	GPB175WGAG	GPB175WGB	FB175CGF	GPB175WGCR	GPB175WGI	GPB175WGO
200mm	FB200AGG	GPB200WGAG	GPB200WGB	FB200CGF	GPB200WGCR	GPB200WGI	GPB200WGO
225mm		GPB225WGAG	GPB225WGB	FB225CGF	GPB225WGCR	GPB225WGI	GPB225WGO
250mm		GPB250WGAG	GPB250WGB				GPB250WGO
300mm	FB300AGG	GPB300WGAG	GPB300WGB	FB300CGF	GPB300WGCR		GPB300WGO
405mm		GPB405WGAG	GPB405WGB	FB405CGF	GPB405WGCR	GPB405WGI	GPB405WGO
605mm		GPB605WGAG	GPB605WGB				GPB605WGO
Colour/Size	Mahogany		Rosewood		White		
100mm	GPB100WGM		GPB100WGR		GPB100W		
125mm					GPB125W		
150mm	GPB150WGM		GPB150WGR		GPB150W		
175mm	GPB175WGM		GPB175WGR		GPB175W		
200mm	GPB200WGM		GPB200WGR		GPB200W		
225mm	GPB225WGM		GPB225WGR		GPB225W		
250mm	GPB250WGM		GPB250WGR		GPB250W		
300mm	GPB300WGM		GPB300WGR		GPB300W		
350mm					GPB350W		
405mm	GPB405WGM		GPB405WGR		GPB405W		
450mm					GPB450W		
500mm					GPB500W		
605mm			GPB605WGR		GPB605W		

Hollow Soffit (10mm x 5m)							
Colour/Size	Agate Grey	Anthracite Grey Foil	Black Ash	Light Oak	Rosewood	Cream Foil	Chartwell Green Foil
300mm	HS300AGG	HS300AGF	HS300BL	HS300LO	HS300R	HS300CF	HS300CGF
Colour/Size	Irish Oak		Mahogany			White	
100mm						HS100W	
300mm	HS300IO		HS300M			HS300W	

Vented Soffit Board (10mm x 5m)					
Colour/Size	Anthracite Grey Foil	Black Ash	Light Oak	Rosewood	White
100mm					GPBV100W
150mm	GPBV150WGAG	GPBV150WGB	GPBV150WGO	GPBV150WGR	GPBV150W
175mm	GPBV175WGAG	GPBV175WGB	GPBV175WGO	GPBV175WGR	GPBV175W
200mm					GPBV200W
225mm	GPBV225WGAG	GPBV225WGB	GPBV225WGO	GPBV225WGR	GPBV225W
250mm					GPBV250W
300mm	GPBV300WGAG	GPBV300WGB	GPBV300WGO	GPBV300WGR	GPBV300W
350mm					GPBV350W
405mm	GPBV405WGAG	GPBV405WGB	GPBV405WGO	GPBV405WGR	GPBV405W
450mm					GPBV450W
500mm					GPBV500W
605mm	GPBV605WGAG				GPBV605W



DID YOU KNOW?

WE SUPPLY CIRCULAR SOFFIT VENTS

Circular Soffit Vents provide the necessary air flow to any new Soffit installation

See page 26 for a full range of ventilation options

FASCIA & SOFFIT TRIMS

300mm Internal Corner (90 degree)



Colour	Agate Grey Foil	Anthracite Grey Foil	Black Ash	Chartwell Green Foil	Cream Foil	Irish Oak	Light Oak	Mahogany	Rosewood
SKU	SIC300AGG	FWXIWGAG	FWXIWGB	SIC300CGF	FWXIWGCR	FWXIWGI	FWXIWGO	FWXIWGM	FWXIWGR
Colour	White								
SKU	FWXIW								

300mm Endcap



Colour	Anthracite Grey Foil	Black Ash	Chartwell Green Foil	Cream Foil	Irish Oak	Light Oak	Mahogany	Rosewood	White
SKU	FWDCWGAG	FWDCWGB	SEC300CGF	FWDCWGCR	FWDCWGI	FWDCWGO	FWDCWGM	FWDCWGR	FWDCW

300mm Joint



Colour	Anthracite Grey Foil	Black Ash	Chartwell Green Foil	Cream Foil	Irish Oak	Light Oak	Mahogany	Rosewood	White
SKU	FWJWGAG	FWJWGB	SJ300CGF	FWJWGCR	FWJWGI	FWJWGO	FWJWGM	FWJWGR	FWJW

600mm Joint



Colour	Agate Grey Foil	Anthracite Grey Foil	Black	Chartwell Green Foil	Irish Oak	Light Oak	Mahogany	Rosewood	White
SKU	SJ500AGG	FWJJWGAG	FWJJWGB	SJ500CGF	FWJJWGI	FWJJWGO	FWJJWGM	FWJJWGR	FWJJW

600mm External Corner



Colour	Agate Grey	Anthracite Grey Foil	Black Ash	Chartwell Green Foil	Cream Foil	Irish Oak	Light Oak	Mahogany	Rosewood
SKU	SC500AGG	FWXXWGAG	FWXXWGB	SC500CGF	FWXXWGCR	FWXXWGI	FWXXWGO	FWXXWGM	FWXXWGR
Colour	White								
SKU	FWXXW								

Soffit Joint Trim



Colour	Agate Grey Foil	Anthracite Grey Foil	Black Ash	Chartwell Green Foil	Cream Foil	Irish Oak	Light Oak	Mahogany	Rosewood
SKU	SJTAGG	F106WGAG	F106WGB	SJTJCGF	F106WGCR	F106WGI	F106WGO	F106WGM	F106WGR
Colour	White								
SKU	F106W								

Soffit J Trim



Colour	Anthracite Grey Foil	Agate Grey Foil	Black	Cream Foil	Chartwell Green Foil	Irish Oak	Light Oak	Mahogany	Rosewood	White
SKU	HSTAGF	HSTAGG	HSTBL	HSTCF	HSTCGF	HSTIO	HSTLO	HSTM	HSTR	HSTW

135 Degree External Corner



Colour	Anthracite Grey Foil	Black Ash	Chartwell Green Foil	Cream Foil	Light Oak	Mahogany	Rosewood	White
SKU	FWFXWGAG	FWFXWGB	FWFXWGCHG	FWFXWGCR	FWFXWGO	FWFXWGM	FWFXWGR	FWFXW

135 Degree Internal Corner



Colour	Anthracite Grey Foil	Black Ash	Light Oak	White
SKU	FWFXIWGAG	FWFXIWGB	FWFXIWGO	FWFXIW

300mm External Corner (90 degree)



Colour	Anthracite Grey Foil	Black Ash	Chartwell Green Foil	Cream Foil	Irish Oak	Light Oak	Mahogany	Rosewood	White
SKU	FWXWGAG	FWXWGB	SC300CGF	FWXWGCR	FWXWGI	FWXWGO	FWXWGM	FWXWGR	FWXW

300mm Ogee External Corner



Colour	White
SKU	FOXW

600mm Ogee External Corner



Colour	White
SKU	FOXXW

300mm Ogee Internal Corner



Colour	White
SKU	FOXIW

300mm Ogee 135 Degree Internal Corner



Colour	White
SKU	FOFXIW

For a comprehensive range of polymer headed pins and nails in all popular colours and 4 sizes... See page 186

Colormax™ - Unique to Freefoam

The innovative Colormax™ technology is unique to Freefoam.

The Technology

Using a proprietary formulation that contains a unique selection of stabilisers and pigments specially chosen for their high colourfast properties, the Colormax™ technology means Freefoam can confidently offer a wide range of colours.

The Process

Freefoam manufacture colour products using the co-extrusion process. A strong PVC-UE foam core is simultaneously co-extruded with a protective colour top coating of rigid PVC-U skin, creating a smooth, strong & hard wearing surface. A technically advanced master-batching process is used where a special blend of natural PVC compound is dosed on the extrusion line with specific concentrates of pigment.



Freefoam colour fascia and soffit uses their patented Colormax™ technology and is one of the most technologically advanced systems on the market. Providing excellent colour variety, colour-matching and colour-fastness, it features a flat solid colour on the front and edge of boards.

Colour Range

 RAL7016 Anthracite Grey	 Nearest RAL7015 Dark Grey	 RAL8017 Leather Brown
 RAL9005 Midnight Black	 RAL1013 Pale Gold	 RAL1015 Sable
	 RAL7045 Storm Grey	

DID YOU KNOW?

Freefoam manufacture one of the most technologically advanced self coloured PVC-U and PVC-UE roofline ranges using the unique patented Colormax™ technology.

Most importantly, we can supply the range with short lead times and minimal order quantities with many colours being available straight from stock.

Square Fascia	Anthracite Grey Smooth	Dark Grey	Leather Brown	Midnight Black	Pale Gold	Sable	Storm Grey
150mm	SF150AG	SF150DG	SF150LB	SF150MB	SF150PG	SF150S	SF150SG
175mm	SF175AG	SF175DG	SF175LB	SF175MB	SF175PG	SF175S	SF175SG
200mm	SF200AG	SF200DG	SF200LB	SF200MB	SF200PG	SF200S	SF200SG
225mm	SF225AG	SF225DG	SF225LB	SF225MB	SF225PG	SF225S	SF225SG
250mm	SF250AG	SF250DG	SF250LB	SF250MB	SF250PG	SF250S	SF250SG
300mm	SF300AG	SF300DG		SF300MB			
410mm	SF410AG	SF410DG	SF410LB	SF410MB	SF410PG	SF410S	SF410SG
410mm 1/4	SF410AG.25			SF410MB.25			

Reveal/Cover Board	Anthracite Grey Smooth	Dark Grey	Leather Brown	Midnight Black	Pale Gold	Sable	Storm Grey
175mm	RC175AG	RC175DG	RC175LB	RC175MB	RC175PG	RC175S	RC175SG
200mm	RC200AG	RC200DG	RC200LB	RC200MB	RC200PG	RC200S	RC200SG
225mm	RC225AG	RC225DG	RC225LB	RC225MB	RC225PG	RC225S	RC225SG
410mm	RC410AG	RC410DG	RC410LB	RC410MB	RC410PG	RC410S	RC410SG
605mm	RC605AG	RC605DG		RC605MB	RC605PG		

Hollow Soffit 300mm	Anthracite Grey Smooth	Dark Grey	Leather Brown	Midnight Black	Pale Gold	Sable	Storm Grey
300mm	HS300AG	HS300DG	HS300LB	HS300MB	HS300PG	HS300S	HS300SG

General Purpose Board	Anthracite Grey Smooth	Dark Grey	Leather Brown	Midnight Black	Pale Gold	Sable	Storm Grey
150mm	FB150AG	FB150AG	FB150LB	FB150MB	FB150PG	FB150S	FB150SG
175mm	FB175AG	FB175AG	FB175LB	FB175MB	FB175PG	FB175S	FB175SG
200mm	FB200AG	FB200AG	FB200LB	FB200MB	FB200PG	FB200S	FB200SG
225mm	FB225AG	FB225AG	FB225LB	FB225MB	FB225PG	FB225S	FB225SG
250mm	FB250AG	FB250AG	FB250LB	FB250MB	FB250PG	FB250S	FB250SG
300mm	FB300AG	FB300AG	FB300LB	FB300MB	FB300PG	FB300S	FB300SG
405mm	FB405AG	FB405AG	FB405LB	FB405MB	FB405PG	FB405S	FB405SG
450mm	FB450AG						
605mm	FB605AG	FB605AG	FB605LB	FB605MB			FB605SG

Vented Soffit Board	Anthracite Grey Smooth	Dark Grey	Midnight Black
300mm	VS300AG	VS300DG	VS300MB
405mm	VS405AG		
450mm	VS450AG		

MORE BRANDS • MORE STOCK • MORE CHOICE



135 Degree External Corner	Leather Brown	Midnight Black
SKU	SC135LB	SC135MB

135 Degree Internal Corner	Leather Brown	Midnight Black
SKU	SIC135LB	SIC135MB

300mm External Corner (90 Degree)	Anthracite Grey Smooth	Dark Grey	Leather Brown	Midnight Black	Pale Gold	Sable	Storm Grey
SKU	SC300AG	SC300DG	SC300LB	SC300MB	SC300PG	SC300S	SC300SG

300mm Internal Corner (90 Degree)	Anthracite Grey Smooth	Dark Grey	Leather Brown	Midnight Black	Pale Gold	Sable	Storm Grey
SKU	SIC300AG	SIC300DG	SIC300LB	SIC300MB	SIC300PG	SIC300S	SIC300SG

300mm Endcap	Anthracite Grey Smooth	Midnight Black	Storm Grey
SKU	FWDCAG	FWDCMB	FWDCSG

300mm Joint	Anthracite Grey Smooth	Dark Grey	Leather Brown	Midnight Black	Pale Gold	Sable	Storm Grey
SKU	SJ300AG	SJ300DG	SJ300LB	SJ300MB	SJ300PG	SJ300S	SJ300SG

600mm External Corner	Anthracite Grey Smooth	Dark Grey	Leather Brown	Midnight Black	Pale Gold	Sable	Storm Grey
SKU	SC600AG	SC600DG	SC600LB	SC600MB	SC600PG	SC600S	SC600SG

Hollow Soffit Joint	Anthracite Grey Smooth	Dark Grey	Leather Brown	Midnight Black	Pale Gold	Sable	Storm Grey
SKU	SJTAG	SJTDG	SJT LB	SJTMB	SJT PG	SJTS	SJTSG

Soffit J Trim	Anthracite Grey Smooth	Dark Grey	Leather Brown	Midnight Black	Pale Gold	Sable	Storm Grey
SKU	JTAG	JTDG	JTLB	JTMB	JTPG	JTS	JTSG

BIG ON BRANDS



**WHY NOT
GIVE US
A CALL
TODAY**

NORTH WEST

01204 800 565
sales.northwest@nbp.co.uk

**YORKSHIRE &
HUMBERSIDE**

0113 277 8600
sales@nbp.co.uk

NORTH EAST

0191 300 6050
sales.northeast@nbp.co.uk

MIDLANDS

01455 249 400
sales.eastmidlands@nbp.co.uk

Nationwide Delivery - Give your nearest depot a call today!



**Open a Trade
Professional Account**



**SCAN QR
CODE HERE**



- Trade Discount ✓
- FREE Delivery ✓
- Online Ordering ✓
- Huge Stocks ✓
- Latest Offers ✓
- Order Online Until 10pm ✓



Silirub[®] color

A tailored colour matching service by Soudal

Silirub Color is a high quality neutral cure silicone. It has been specially developed for colour matching using the RAL[®] Classic Colour system.

- Low modulus neutral cure silicone
- Any RAL[®] CLASSIC colour can be produced
- Virtually odourless
- Primerless adhesion on most surfaces
- Conforms to ISO 11600 F&G 25 LM



For more information please turn to page 179

FASCIA Swish[®] BUILDING PRODUCTS

Composition and Manufacture

Swish Cellular PVC is an extruded, foamed material with an integral smooth and durable skin. The product can be cut, drilled, nailed and routed, using conventional tools. It is light to handle, easy to fix and does not require any painting or subsequent treatment after installation.



Swish Colour Key				
Anthracite Grey Foil	Black	Chartwell Green Foil	Cream Foil	Irish Oak
Light Oak	Mahogany	Rosewood	White	White Foil

Guarantee



10 year guarantee on coloured and foiled boards.



Swish have a 20 year product guarantee on their white boards.



Square (5m x 16mm)

Square Fascia	Anthracite Grey Foil	Black	Cream Foil	Irish Oak	Light Oak	Mahogany	Rosewood	White	White Foil
125mm								SF125W	
150mm	SF150AGF	SF150BL	SF150CF	SF150IO	SF150LO	SF150M	SF150R	SF150W	SF150WF
175mm	SF175AGF	SF175BL	SF175CF	SF175IO	SF175LO	SF175M	SF175R	SF175W	SF175WF
200mm	SF200AGF	SF200BL	SF200CF	SF200IO	SF200LO	SF200M	SF200R	SF200W	
225mm	SF225AGF	SF225BL	SF225CF	SF225IO	SF225LO	SF225M	SF225R	SF225W	SF225WF
250mm	SF250AGF	SF250BL		SF250IO	SF250LO	SF250M	SF250R	SF250W	
300mm	SF300AGF	SF300BL						SF300W	
355mm								SF355W	
405mm	SF405AGF	SF405BL	SF405CF	SF405IO	SF405LO	SF405M	SF405R	SF405W	SF405WF
405mm 1/4	SF405AGF.25	SF405BL.25	SF405CF.25		SF405LO.25	SF405M.25	SF405R.25	C111W	SF405WF.25
455mm								SF455W	

MORE BRANDS • MORE STOCK • MORE CHOICE





**Flat Fascia
(5m x 16mm)**

Flat Fascia	White
150mm	FF150W
175mm	FF175W
200mm	FF200W
225mm	FF225W
250mm	FF250W
405mm	FF405W



**Bullnose
(5m x 16mm)**

Bullnose	White
150mm	BF150W
175mm	BF175W
200mm	BF200W
225mm	BF225W
250mm	BF250W
355mm	BF355W
405mm	BF405W
455mm	BF455W



**Jumbo Fascia
(5m x 20mm)**

Jumbo Fascia	White	Swish Bullnose Jumbo Fascia	White
150mm 20mm	JF150W	150mm 25mm	C157W
175mm 20mm	JF175W	175mm 25mm	C274W
200mm 20mm	JF200W	200mm 25mm	C275W
225mm 20mm	JF225W	225mm 25mm	C276W
250mm 20mm	JF250W	250mm 25mm	C158W
355mm 20mm	JF355W	355mm 25mm	C188W
405mm 20mm	JF405W	405mm 25mm	C277W



**Ogee
(5m x 16mm)**

Ogee	White
150mm	OF150W
175mm	OF175W
200mm	OF200W
225mm	OF225W
250mm	OF250W
355mm	OF355W
405mm	OF405W

Design, Size and Colour

Swish's square, ogee, bullnose and flat fascia boards are all 16mm in thickness and BBA certified. They do not require a backing board and will carry the weight of the eaves tile and gutter. The boards are available in a wide variety of sizes from 150mm up to 455mm.

Ogee Cover (5m x 9mm)

Ogee Cover	White
150mm	OC150W
175mm	OC175W
200mm	OC200W
225mm	OC225W
250mm	OC250W
405mm	OC405W

FEATURES & BENEFITS

- ✓ Durable
- ✓ Compatible with other building materials
- ✓ Weather resistant
- ✓ Will not warp, flake or peel
- ✓ Fire resisting
- ✓ Rot proof
- ✓ Thermally efficient
- ✓ Will not support bacterial or fungal growth
- ✓ Maintenance free
- ✓ Full range of accessories



**Reveal/Capping Board
(5m x 9mm)**

Reveal/Capping Board (5m x 3mm)



Reveal/Capping Board	White
175mm	3RC175W
245mm	RC245W

Reveal/Capping Board	Anthracite Grey Foil	Black	Bright White	Cream Foil	Irish Oak	Light Oak	Mahogany	Rosewood	White	White Foil
100mm									RC100W	
125mm									RC125W	
150mm	RC150AGF	RC150BL	RC150BW	RC150CF		RC150LO	RC150M	RC150R	RC150W	
175mm	RC175AGF	RC175BL	RC175BW	RC175CF	RC175IO	RC175LO	RC175M	RC175R	RC175W	RC175WF
200mm	RC200AGF	RC200BL	RC200BW			RC200LO	RC200M	RC200R	RC200W	
225mm	RC225AGF	RC225BL	RC225BW	RC225CF	RC225IO	RC225LO	RC225M	RC225R	RC225W	RC225WF
250mm	RC250AGF	RC250BL	RC250BW			RC250LO	RC250M	RC250R	RC250W	
300mm	RC300AGF	RC300BL	RC300BW			RC300LO	RC300M	RC300R	RC300W	
405mm	RC405AGF	RC405BL		RC405CF	RC405IO	RC405LO	RC405M	RC405R	RC405W	RC405WF
605mm									RC605W	



FASCIA & SOFFIT INSTALLATION GUIDE



For a simple step-by-step demonstration showing how to effectively install your Fascia & Soffit, scan this QR Code, or visit **NBP Ltd** on YouTube.





Flat Board (5m x 9mm)

Flat Board	White	Anthracite Grey Foil	Black	Cream Foil	Irish Oak	Light Oak	Mahogany	Rosewood	White Foil
100mm	FB100W		FB100BL			FB100LO	FB100M	FB100R	
150mm	FB150W	FB150AGF	FB150BL	FB150CF	FB150IO	FB150LO	FB150M	FB150R	
175mm	FB175W	FB175AGF	FB175BL		FB175IO	FB175LO	FB175M	FB175R	FB175WF
200mm	FB200W	FB200AGF	FB200BL	FB200CF	FB200IO	FB200LO	FB200M	FB200R	
225mm	FB225W	FB225AGF	FB225BL		FB225IO	FB225LO	FB225M	FB225R	
250mm	FB250W	FB250AGF							FB225WF
300mm	FB300W	FB300AGF	FB300BL	FB300CF	FB300IO	FB300LO	FB300M	FB300R	
330mm	FB330W	FB300AGF	FB300BL	FB300CF	FB300IO	FB300LO	FB300M	FB300R	
405mm	FB405W								
450mm	FB450W								
500mm	FB500W								
605mm	FB605W								



Vented Soffit Board (5m x 9mm)

Vented Soffit Board	Anthracite Grey Foil	Black	Light Oak	Mahogany	Rosewood	White
150mm	VS150AGF	VS150BL	VS150LO	VS150M	VS150R	VS150W
175mm		VS175BL	VS175LO	VS175M	VS175R	VS175W
200mm	VS200AGF					VS200W
225mm		VS225BL	VS225LO	VS225M	VS225R	VS225W
250mm						VS250W
300mm	VS300AGF	VS300BL	VS300LO	VS300M	VS300R	VS300W
405mm	VS405AGF	VS405BL	VS405LO	VS405M	VS405R	VS405W
450mm						VS450W
605mm						VS605W

Design, Size and Colour

A full range of different soffit solutions are available from stock, including vented soffit and flat board. All boards come in 5 metre lengths and a large variety of widths from 100mm to 605mm. A full range of colour matching trims are also available to complete the installation.

SOFFIT

FASCIA & SOFFIT TRIMS



135 Degree External Corner

Colour	Anthracite Grey Foil	Black Foil	Cream Foil	Irish Oak	Light Oak	Rosewood	White	White Foil
SKU	SC135AGF	SC135BL	SC135CF	SC135IO	SC135LO	SC135R	SC135W	SC135WF



135 Degree Internal Corner

Colour	Anthracite Grey Foil	Black Foil	Cream Foil	Light Oak	Rosewood	White	White Foil
SKU	SIC135AGF	SIC135BL	SIC135CF	SIC135LO	SIC135R		SIC135WF




300mm External Corner (90 degree)

Colour	Anthracite Grey Foil	Black Foil	Irish Oak	Light Oak	Rosewood	White
SKU	SC300AGF	SC300BL	SC300IO	SC300LO	SC300R	SC300W



300mm Internal Corner (90 degree)

Colour	Anthracite Grey Foil	Black Foil	Cream Foil	Irish Oak	Light Oak	Rosewood	White	White Foil
SKU	SIC300AGF	SIC300BL	SIC300CF	SIC300IO	SIC300LO	SIC300R	SIC500W	SIC300WF




300mm Endcap

Colour	Anthracite Grey Foil	Black Foil	Irish Oak	Light Oak	Rosewood	White	White Foil
SKU	SEC300AGF	SEC300BL	SEC300IO	SEC300LO	SEC300R	SEC300W	SEC300WF



300mm Joint

Colour	Anthracite Grey Foil	Black Foil	Irish Oak	Light Oak	Rosewood	White
SKU	SJ300AGF	SJ300BL	SJ300IO	SJ300LO	SJ300R	SJ300W



50mm Endcap

Colour	White
SKU	SEC050W




**500mm External Corner**

Colour	Anthracite Grey Foil	Black Foil	Cream Foil	Irish Oak	Light Oak	Rosewood	White	White Foil
SKU	SC500AGF	SC500BL	SC500CF	SC500IO	SC500LO	SC500R	SC500W	SC500WF

**500mm Internal Corner**

Colour	Black Foil	White
SKU	C298Z	C298W

**500mm Ogee External Corner**

Colour	White
SKU	OC500W

**500mm Ogee Internal Corner**

Colour	White
SKU	OIC500W

**500mm Ogee Joint**


Colour	White
SKU	OJ500W

**500mm Joint**

Colour	Anthracite Grey Foil	Black	Cream Foil	Irish Oak	Light Oak	Rosewood	White	White Foil
SKU	SJ500AGF	SJ500BL	SJ500CF	SJ500IO	SJ500LO	SJ500R	SJ500W	SJ500WF

**500mm Flat Joint**


Colour	White
SKU	FJ500W

**500mm Bullnose External Corner**


Colour	White
SKU	BC500W

**500mm Bullnose Internal Corner**

Colour	White
SKU	BIC500W

**500mm Bullnose Joint**

Colour	White
SKU	BJ500W

**Bullnose Jumbo Endcap**

Size	White
100mm	C272W
300mm	C273W

**Soffit Joint Trim**

Colour	Anthracite Grey Foil	Agate Grey Foil	Black Foil	Cream Foil	Irish Oak	Light Oak	Rosewood	White	White Foil
SKU	SJTAGF	SJTAGG	SJTBL	SJTCF	SJTIO	SJTLO	SJTR	SJTW	SJTWf

FINISHING TOUCHES

Add the perfect finishing touch to your structure with our excellent range of Finials and Roof Spires.

These profiles add traditional character to any building. They combine the high performance, low maintenance characteristics of PVC with lasting good looks and are ideal for both new build and refurbishment projects.

Finials



Roof Spires




350mm x 2D Finial	Anthracite Grey	Anthracite Grey Foiled	Black	Cream Foiled	Dark Grey	Gale Grey	Irish Oak	Leather Brown	Light Oak	Mahogany	Midnight Black	Sable	Pale Gold	Rosewood	Storm Grey	White	White Foiled
SKU	FINAG	FINAGF	FINBL	FINCF	FINDG	FING	FINIO	FINLB	FINLO	FINM	FINMB	FINMS	FINPG	FINR	FINSG	FINW	FINWF
Swatch																	

Successfully Repair Minor Scratches to Fascia, Soffit and Window Frames



PREMIUM COLOUR EDGING PEN

Highly pigmented, weather resistant, acrylic paint-based touch-up pens. Ideal for scratches, small nicks, etc. Return cap after use to maximise life-span of up to three months.



FEATURES & BENEFITS

- ✓ Unique press action
- ✓ Spare tip included
- ✓ Suitable for interior and exterior applications
- ✓ Lasts up to three months



Double Edged Flat Board (5m x 10mm)

Kestrel- Double Edged Flat Board	White
100mm	FBDE100W
150mm	FBDE150W
175mm	FBDE175W
200mm	FBDE200W
300mm	FBDE300W
400mm	FBDE400W



Eavesguard	
Length	SKU
1.5m	EG



Also known as an eaves protector or felt support tray, it's used to replace rotted gutter felt with little disruption to the existing roof covering.

Vented Eavesguard	
Length	SKU
1m	VEG



This 2-in-1 piece system provides an effective level of eaves protection.

Combed Eavesguard	
Length	SKU
1m	CEG



This 3-in-1 piece interlocking system, works as an over fascia vent, eaves protector and birdcomb, removing the requirement for three separate fixings and therefore reducing labour costs.

Vent Strip		
Colour	Length	SKU
Black	2.44m	VSBL
Brown	2.44m	VSBR
White	2.44m	VSW



Designed to be screwed on to the fascia and securely support the soffit board which slots into the self-retaining mouth.

Circular Soffit Vent	
Colour	SKU
Anthracite Grey	CSVAG
Black	CSVBL
Brown	CSVB
Golden Oak	CSVT
White	CSVW



Push fit clip system into a pre-cut 70mm hole. 4mm grid.

Birdcomb	
Length	SKU
1m	BC



Designed to prevent birds from entering and nesting in the spaces under tile profiles.

Over Fascia Vent		
Size	Length	SKU
10mm	1m	OFV10
25mm	1m	OFV25



These ventilation strips have a radiused leading edge to protect the felt and an integral 4mm grill.

Freefoam Vent Strip		
Colour	Length	SKU
Anthracite Grey	5m	F109AG
Black	5m	F109MB
White	5m	F109W



Fitted to the soffit providing ventilation inside roofline.

Louvred Grille		
Colour	Length	SKU
Black	4"	LG4BL
Brown	4"	LG4BR
White	4"	F109W



Fitted to the soffit providing ventilation inside roofline.

Insect Mesh		
Size	Length	SKU
50mm	50m	INSECTMESHBL50



Used to prevent insects and rodents accessing roof eaves.



Agate Grey Foil RAL7038

A wide range of Agate Grey Foiled products available from stock.



Flat Board
(5m x 10mm)

Flat Board	SKU
150mm	FB150AGG
175mm	FB175AGG
200mm	FB200AGG
300mm	FB300AGG



Reveal Liner
(5m x 9mm)

Reveal Liner	SKU
175mm	RC175AGG
225mm	RC225AGG
405mm	RC405AGG



Square Fascia
(5m x 16mm)

Square Fascia	SKU
175mm	SF175AGG
225mm	SF225AGG
250m	SF250AGG
405mm	SF405AGG



Hollow Soffit
(5m x 9mm)

Hollow Soffit	SKU
300mm	HS300AGG



External Corner

External Corner	SKU
600mm	SC500AGG



Internal Corner

Internal Corner	SKU
300mm	SIC300AGG



Joint

Joint	SKU
600mm	SJ500AGG



Soffit Joint Trim

Soffit Joint Trim	SKU
	SJTAGG



J Trim

J Trim	SKU
30mm	HSTAGG



Angled Bead
(5m x 15mm)

Angled Bead	SKU
20mm x 15mm	610AGG



Architrave
(5m x 6mm)

Architrave	SKU
40mm x 6mm	FA45AGG
60mm x 6mm	FA70AGG
90mm x 6mm	FA95AGG



D Mould
(5m x 6mm)

D Mould	SKU
28mm	D25AGG



Edge Fillet
(5m x 6mm)

Edge Fillet	SKU
20mm	FF20AGG



Quadrant
(5m x 19mm)

Quadrant	SKU
19mm	Q17AGG



Rigid Angle
(5m x 100mm)

Rigid Angle	SKU
100mm x 100mm 2mm	FZR100AGG

ANGLES

Angle trims are 90 degree corner trims used to finish off corners or provide added protection to joins anywhere in a structure.

Our range of angles consists of rigid, hollow and flexible angle trims.

Freefoam's Rigid Angles are available in 30mm, 50mm and 100mm sizes, while Swish offer them in 25mm, 50mm and 80mm varieties. Both are available in white and a number of woodgrain colours.

Flexible angles come in 25mm, 35mm, 50mm and 75mm sizes and are available in light oak and rosewood as well as white.

Hollow angles are 100mm x 80mm and are available in several colour options to suit your installation.

All angles come in 5m lengths.

Hollow Angles		
SKU	Dimensions	Colour
HA180BL	100mm x 80mm	Black
HA180BW	100mm x 80mm	Bright White
HA180LO	100mm x 80mm	Light Oak
HA180R	100mm x 80mm	Rosewood
HA180W	100mm x 80mm	White



Flexible Angles		
SKU	Dimensions	Colour
FLA45LO	25mm x 25mm	Light Oak
FLA45W	25mm x 25mm	White
FLA50R	25mm x 25mm	Rosewood
FLA75W	35mm x 35mm	White
FLA100LO	50mm x 50mm	Light Oak
FLA100R	50mm x 50mm	Rosewood
FZ50W	50mm x 50mm	White
FLA150R	75mm x 75mm	Rosewood
ST45W	45mm Flexible Strip	White
ST75W	75mm Flexible Strip	White



Rigid Angles		
SKU	Dimensions	Colour
FZR30WGAG	25mm x 25mm x 2mm	Anthracite Grey Foil
FZR30WGB	25mm x 25mm x 2mm	Black Ash
FZR30WGR	25mm x 25mm x 2mm	Rosewood
A025BL	25mm x 25mm x 6mm	Black
A025LO	25mm x 25mm x 6mm	Light Oak
A025M	25mm x 25mm x 6mm	Mahogany
A025R	25mm x 25mm x 6mm	Rosewood
A025W	25mm x 25mm x 6mm	White
FZR30MB	30mm x 30mm x 2mm	Black
FZR30W	30mm x 30mm x 2mm	White
A040W	40mm x 40mm x 2mm	White
FZR50WGB	50mm x 50mm x 2mm	Black
FZR50WGO	50mm x 50mm x 2mm	Light Oak
FZR50WGM	50mm x 50mm x 2mm	Mahogany
FZR50MB	50mm x 50mm x 2mm	Midnight Black
FZR50W	50mm x 50mm x 2mm	White
A050AGF	50mm x 50mm x 6mm	Anthracite Grey Foil
A050BL	50mm x 50mm x 6mm	Black
A050LO	50mm x 50mm x 6mm	Light Oak
A050M	50mm x 50mm x 6mm	Mahogany
A050R	50mm x 50mm x 6mm	Rosewood
A050W	50mm x 50mm x 6mm	White
A080BL	80mm x 80mm x 2mm	Black
A080LO	80mm x 80mm x 2mm	Light Oak
A080R	80mm x 80mm x 2mm	Rosewood
A080W	80mm x 80mm x 2mm	White
FZR100WGB	100mm x 100mm x 2mm	Black
FZR100R	100mm x 100mm x 2mm	Rosewood
FZR100	100mm x 100mm x 2mm	White



EPDM RUBBER
Cut-to-length rubber and accessories available at all of our super depots.

LARGE STOCK
Readily available.

FOUR ROLL SIZES
At every depot.

CUT-TO-SIZE
To fit your installation.

50 YEARS
Life expectancy.




MORE CHOICE

4 Roll sizes at every depot



For more information please turn to page 109 - 112



RAINWATER

Huge range of rainwater styles and accessories available from stock.

RAINWATER

Manufacture

Freefoam's unique innovative solution helps reduce the issues associated with rapid heat absorption and expansion of gutters such as cracks and leaks. Each gutter system is co-extruded with a white interior which deflects the absorption of heat from the sun, significantly reducing the levels of expansion along its width and length.

4 STYLES

5 COLOURS



Guarantee



A 50-Year lifetime guarantee is available on all registered white Freeflow installations, providing customers with significant competitive advantage.



Those who do not register their products online will still qualify for a 20-year guarantee for all white products.



A 10-year guarantee is available for all other colours.

Round, Square, Deepflow, Ogee Range Colour Key




DID YOU KNOW?

Freefoam's Freeflow range is a low maintenance, long lasting PVC-UE gutter system made to the highest quality. Available from stock in a wide selection of sizes, colours, and styles, all guttering comes in four metre lengths, and with all matching accessories.



MORE BRANDS • MORE STOCK • MORE CHOICE



Five Value Reasons to Choose Freeflow!

1 Co-extruded to Reduce Leaks

Freefoam's innovative Freeflow® gutter system is co-extruded with a white interior, reducing heat absorption which significantly reduces expansion.

2 Long-Life Advanced Compressible Seals

Manufactured with long-life compressible seals reducing the creation of gaps which would ultimately cause leaks.

3 50-Year Lifetime Guarantee

A 50-Year Lifetime Guarantee is available on all registered white Freeflow® installations.

4 Protective Film on all Gutters and Downpipes

All Freeflow® gutters and downpipes are covered with a protective film to protect against damage.

5 Environmentally Sustainable System

Freeflow® systems are manufactured using recycled and virgin materials to minimise the environmental impact.



Freefoam offer the Freeflow® range of innovative, high quality PVC-U rainwater systems.

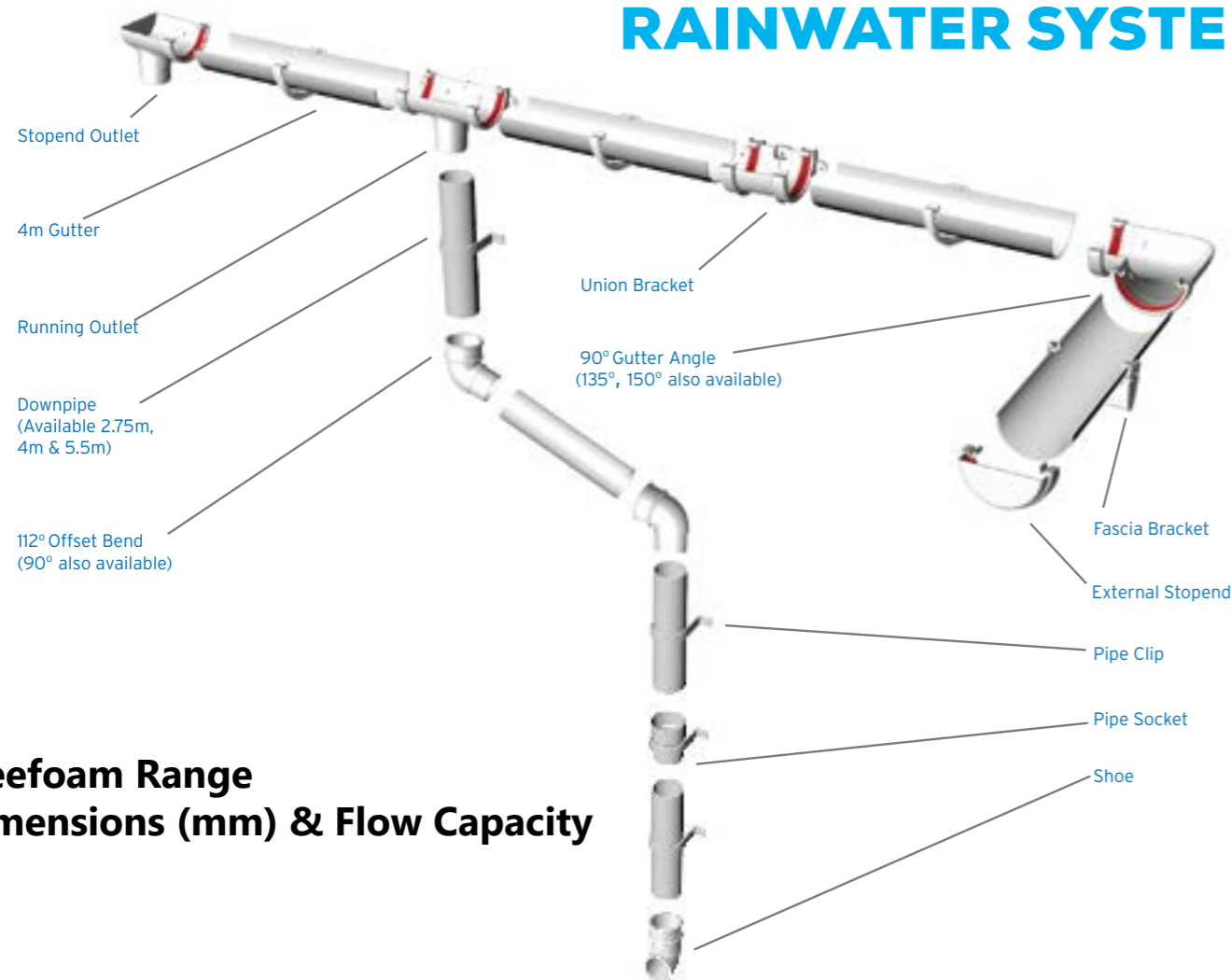
Each rainwater system is co-extruded with a white interior and a range of exterior colours – Freefoam's innovative solution to the problems associated with rapid heat absorption and expansion of gutters.



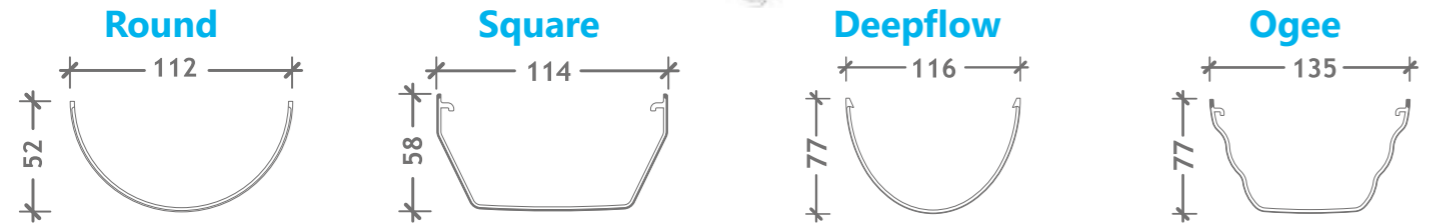
MORE CHOICE 

2 Full ranges available from stock

RAINWATER SYSTEMS



Freefoam Range Dimensions (mm) & Flow Capacity



Flow Capacity with central outlet	
Level Gutter	1:600 Gradient
1.90 Litres/sec	2.43 Litres/sec

Flow Capacity with central outlet	
Level Gutter	1:600 Gradient
2.20 Litres/sec	3.03 Litres/sec

Flow Capacity with central outlet	
Level Gutter	1:600 Gradient
3.77 Litres/sec	4.60 Litres/sec

Flow Capacity with central outlet	
Level Gutter	1:600 Gradient
3.90 Litres/sec	4.76 Litres/sec

Flow Capacity with outlet at end	
Level Gutter	1:600 Gradient
0.95 Litres/sec	1.21 Litres/sec

Flow Capacity with outlet at end	
Level Gutter	1:600 Gradient
1.10 Litres/sec	1.55 Litres/sec

Flow Capacity with outlet at end	
Level Gutter	1:600 Gradient
1.87 Litres/sec	2.29 Litres/sec

Flow Capacity with outlet at end	
Level Gutter	1:600 Gradient
1.92 Litres/sec	2.36 Litres/sec

Gutter



Sizes:
Length = 4m
Width = 112mm
Depth = 52mm

Colours:
● FRG400AG
● FRG400BL
● FRG400BR
● FRG400W

Round Downpipe



Round Downpipe	Anthracite Grey	Black	Brown	White
2.75m	FRP275AG	FRP275BL	FRP275BR	FRP275W
4m	FRP400AG	FRP400BL	FRP400BR	FRP400W
5.5m	FRP550AG	FRP550BL	FRP550BR	FRP550W

Gutter Accessories



150 Degree Gutter Angle
● FRR601BL
● FRR601BR
● FRR601W



135 Degree Gutter Angle
● FRR604AG
● FRR604BL
● FRR604BR
● FRR604W



90 Degree Gutter Angle
● FRR603AG
● FRR603BL
● FRR603BR
● FRR603W



Union
● FRR602AG
● FRR602BL
● FRR602BR
● FRR602W



Running Outlet
● FRR605AG
● FRR605BL
● FRR605BR
● FRR605W



Stopend Outlet
● FRR606AG
● FRR606BL
● FRR606BR
● FRR606W



External Stopend
● FRR607AG
● FRR607BL
● FRR607BR
● FRR607W



Internal Stopend
● FRR608AG
● FRR608BL
● FRR608BR
● FRR608W



Gutter Bracket
● FRR609AG
● FRR609BL
● FRR609BR
● FRR609W



Half Round Rise and Fall Bracket
FRR615



Drive for Rise and Fall Bracket
FRR616



Side Rafter Bracket
FRR617

Downpipe Accessories



90 Degree Offset Bend
● FRR524AG
● FRR524BL
● FRR524BR
● FRR524W



112 Degree Offset Bend
● FRR527AG
● FRR527BL
● FRR527BR
● FRR527W



Pipe Clip
● FRR526AG
● FRR526BL
● FRR526BR
● FRR526W



Pipe Socket
● FRR525AG
● FRR525BL
● FRR525BR
● FRR525W



Shoe
● FRR528AG
● FRR528BL
● FRR528BR
● FRR528W



112 Degree Branch
● FRR529AG
● FRR529BL
● FRR529BR
● FRR529W



Hopper
● FRR530AG
● FRR530BL
● FRR530BR
● FRR530C
● FRR530W




Mini Offset
● FRR532BL
● FRR532BR
● FRR532W



Access Pipe
● FRR533BL
● FRR533BR
● FRR533W

MORE BRANDS • MORE STOCK • MORE CHOICE

Gutter



Sizes:
Length = 4m
Width = 114mm
Depth = 57mm

Colours:

- FSG400AG
- FSG400BL
- FSG400BR
- FSG400C
- FSG400W

Square

Downpipe



Square Downpipe	Anthracite Grey	Black	Brown	Caramel	White
2.75m	FSP275AG	FSP275BL	FSP275BR		FSP275W
4.0m	FSP400AG	FSP400BL	FSP400BR		FSP400W
5.5m	FSP550AG	FSP550BL	FSP550BR	FSP550C	FSP550W

Gutter




Sizes:
Length = 4m
Width = 135mm
Depth = 77mm

Colours:

- FOG400AG
- FOG400BL
- FOG400BR
- FOG400C
- FOG400W

Ogee

Gutter



Sizes:
Length = 4m
Width = 116mm
Depth = 77mm

Colours:

- FDG400AG
- FDG400BL
- FDG400BR
- FDG400W

Deepflow

Gutter Accessories



150 Degree Gutter Angle

- FRS601BL
- FRS601BR
- FRS601W



135 Degree Gutter Angle

- FRS604AG
- FRS604BL
- FRS604BR
- FRS604C
- FRS604W



90 Degree Gutter Angle

- FRS603AG
- FRS603BL
- FRS603BR
- FRS603C
- FRS603W



90 Degree Offset Bend

- FRS524AG
- FRS524BL
- FRS524BR
- FRS524C
- FRS524W



112 Degree Offset Bend

- FRS527AG
- FRS527BL
- FRS527BR
- FRS527C
- FRS527W



Pipe Clip

- FRS526AG
- FRS526BL
- FRS526BR
- FRS526C
- FRS526W



Union

- FRS602AG
- FRS602BL
- FRS602BR
- FRS602C
- FRS602W



Running Outlet

- FRS605AG
- FRS605BL
- FRS605BR
- FRS605C
- FRS605W



Stopend Outlet

- FRS606AG
- FRS606BL
- FRS606BR
- FRS606C
- FRS606W



Pipe Socket

- FRS525AG
- FRS525BL
- FRS525BR
- FRS525C
- FRS525W



Shoe

- FRS528AG
- FRS528BL
- FRS528BR
- FRS528C
- FRS528W



112 Degree Branch

- FRS529AG
- FRS529BL
- FRS529BR
- FRS529C
- FRS529W



External Stopend

- FRS607AG
- FRS607BL
- FRS607BR
- FRS607C
- FRS607W



Internal Stopend

- FRS608AG
- FRS608BL
- FRS608BR
- FRS608W



Gutter Bracket

- FRS609AG
- FRS609BL
- FRS609BR
- FRS609C
- FRS609W



Square to Round Pipe Adaptor

- FRS531BL
- FRS531BR
- FRS531C
- FRS531W



Mini Offset

- FRS532BL
- FRS532BR
- FRS532C
- FRS532W



Access Pipe

- FRS533BL
- FRS533BR
- FRS533W



Pipe Clip - Flush

- FRS536AG
- FRS536BL
- FRS536BR
- FRS536C
- FRS536W

Square To Round Gutter Adaptor

- FRS611BL
- FRS611BR
- FRS611W



Adjustable Side Rafter Bracket

FRR614

Gutter Accessories



150 Degree Gutter Angle

- FRO601BL
- FRO601BR
- FRO601C
- FRO601W



Union

- FRO602AG
- FRO602BL
- FRO602BR
- FRO602C
- FRO602W



90 Degree Gutter Angle

- FRO603AG
- FRO603BL
- FRO603BR
- FRO603C
- FRO603W



135 Degree Gutter Angle

- FRO604AG
- FRO604BL
- FRO604BR
- FRO604C
- FRO604W



Running Outlet

- FRO605AG
- FRO605BL
- FRO605BR
- FRO605C
- FRO605W



Stopend Outlet

- FRO606AG
- FRO606BL
- FRO606BR
- FRO606C
- FRO606W



External Stopend

- FRO607AG
- FRO607BL
- FRO607BR
- FRO607C
- FRO607W



Internal Stopend

- FRO608AG
- FRO608BL
- FRO608BR
- FRO608C
- FRO608W



Gutter Bracket

- FRO609AG
- FRO609BL
- FRO609BR
- FRO609C
- FRO609W



Ogee To Square Gutter Adaptor

- FRO611AG
- FRO611BL
- FRO611BR
- FRO611W



Top Hung Gutter Bracket

- FRO613AG
- FRO613BL
- FRO613BR
- FRO613C
- FRO613W



Ogee To Round Gutter Adaptor

- FRR611AG
- FRR611BL
- FRR611BR
- FRR611W

Gutter Accessories



Gutter Union

- FDF602AG
- FDF602BL
- FDF602BR
- FDF602W



90 Degree Gutter Angle

- FDF603AG
- FDF603BL
- FDF603BR
- FDF603W



135 Degree Gutter Angle

- FDF604AG
- FDF604BL
- FDF604BR
- FDF604W



Running Outlet

- FDF605AG
- FDF605BL
- FDF605BR
- FDF605W



External Stopend

- FDF607AG
- FDF607BL
- FDF607BR
- FDF607W



Internal Stopend

- FDF608BL
- FDF608BR
- FDF608W



Gutter Bracket

- FDF609AG
- FDF609BL
- FDF609BR
- FDF609W



DID YOU KNOW?


Roof & Gutter Sealant is perfect for repairing leaking gutters, downpipes, and flashings!

SKU: RGS

RAINWATER FloPlast

FloPlast rainwater systems offer a wide choice of profile design, both traditional and modern, in a range of colours to suit all tastes and applications.

RAINWATER RANGE FloPlast



We stock a wide range of gutter profiles including Miniflo, Round, Ogee and Square all of which are well suited to residential applications. While we also offer Xtraflo and Hi-Cap profiles for larger properties including commercial and industrial buildings, that need a high flow capacity. FloPlast's 'Cast Iron' effect system looks like cast iron but is quick and easy to install and significantly cheaper.

Manufacture Standards

All rainwater products are subject to continuous quality control procedures, with products manufactured to British Standard Specifications marked accordingly. Expertly designed to accommodate normal thermal movement without leakage, distortion, or displacement from fittings. Awarded the prestigious BSI Kitemark (KM 501316) (excluding MiniFlo and "Cast Iron" Style).

FEATURES & BENEFITS

- ✓ Maintenance free rainwater handling system
- ✓ Components have a consistent colouring
- ✓ Tough and durable, yet lightweight for ease of installation
- ✓ High gloss finish with blemish free surface providing excellent all-round weathering and colour fastness
- ✓ All large fittings are packaged individually
- ✓ Pre-fitted gutter seal retaining clip system for fast installation
- ✓ Accessories feature pre-lubricated seals to ensure the gutter is watertight



DID YOU KNOW?

The risk of heavy downpours and floods is growing in England and Wales. Flash flooding happens when rain falls so fast that standard guttering cannot cope and drain it away fast enough.

FloPlast's High-Capacity System with deeper, semi-elliptical profile is the perfect solution. With its large profile, it reduces the risk of gutter overflow while offering a high flow rate, perfect for domestic and light commercial applications during heavy downpours.

Hi-Cap guttering is also ideal for buildings with large or steep roofs. The high flow rate and deep capacity enable the number of downpipes to be kept to a minimum.

For more information on FloPlast larger guttering range, turn to [page 43](#)

DID YOU KNOW?

All FloPlast Rainwater systems are covered by BSI Kitemark no. KM501316 whilst also complying with the material requirements of BS EN 12200 1:2000 (downpipes and fittings), and BS EN 607:2004 (Gutters and fittings).

Rainwater Colour Key

Round, Square, Ogee, Hi-Cap, Xtraflow, Miniflo Range



Guarantee



20-year guarantee for the "Cast Iron" style systems.



FloPlast rainwater systems benefit from a 10 year performance and colour guarantee on the black, white, brown, grey and anthracite grey ranges.

Rainwater



SCAN
HERE



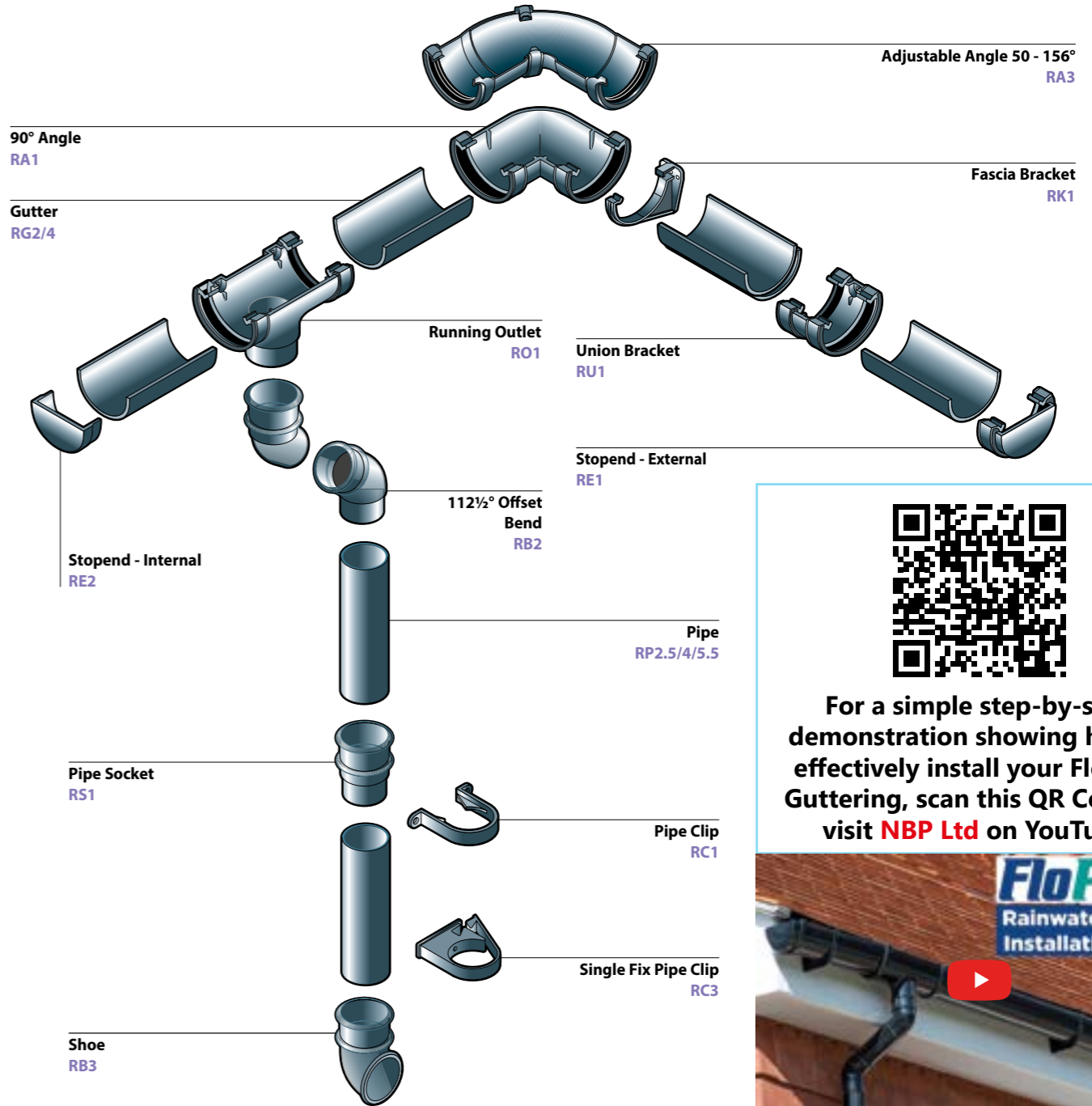
Flow Rate Information

OUTLET AT END OF GUTTER RUN								
System	Gutter Fixed Level				Gutter Fixed at 1:350 Fall			
	Gutter Flow (Litres/sec)		Roof Area (m ²)		Gutter Flow (Litres/sec)		Roof Area (m ²)	
	Max Flow Rate	BS 12056	Max Flow Rate	BS 12056	Max Flow Rate	BS 12056	Max Flow Rate	BS 12056
Half Round 68mm Circular Downpipe	0.92	0.82	44	40	1.17	1.05	56	50
Square Line 65mm Square Downpipe	1.70	1.53	81	73	2.00	1.80	96	86
Hi-Cap 68mm Circular Downpipe	2.05	1.84	98	88	2.56	2.30	123	111
Hi-Cap 80mm Circular Downpipe	2.25	2.02	108	97	2.79	2.51	134	121
Niagara 65mm Square Downpipe	2.40	2.16	115	104	2.90	2.61	139	125
Niagara 80mm Circular Downpipe	2.64	2.37	127	114	3.19	2.87	153	138
Xtraflo 110mm Circular Downpipe	4.30	3.87	206	185	6.20	5.58	297	267

OUTLET AT CENTRE OF GUTTER RUN								
System	Gutter Fixed Level				Gutter Fixed at 1:350 Fall			
	Gutter Flow (Litres/sec)		Roof Area (m ²)		Gutter Flow (Litres/sec)		Roof Area (m ²)	
	Max Flow Rate	BS 12056	Max Flow Rate	BS 12056	Max Flow Rate	BS 12056	Max Flow Rate	BS 12056
Half Round 68mm Circular Downpipe	1.80	1.62	86	77	2.60	2.34	125	113
Square Line 65mm Square Downpipe	3.41	3.06	163	147	3.95	3.55	189	170
Hi-Cap 68mm Circular Downpipe	3.80	3.42	182	164	5.00	4.05	240	216
Hi-Cap 80mm Circular Downpipe	4.18	3.76	200	180	5.50	4.95	264	238
Niagara 65mm Square Downpipe	4.50	4.05	216	194	5.30	4.77	254	229
Niagara 80mm Circular Downpipe	4.95	4.45	237	213	5.83	5.24	279	251
Xtraflo 110mm Circular Downpipe	8.20	7.38	393	354	11.80	10.62	566	509

FloPlast Range Dimensions (mm) & Flow Capacity

RAINWATER SYSTEMS



For a simple step-by-step demonstration showing how to effectively install your FloPlast Guttering, scan this QR Code, or visit **NBP Ltd** on YouTube.

FloPlast
Rainwater System
Installation Guide

FloPlast Rainwater Systems

Gutter



Square Gutter	Anthracite Grey	Black	Brown	White
3.0m		RGS3BL	RGS3BR	RGS3W
4.0m	RGS4A	RGS4BL	RGS4BR	RGS4W

Square

Downpipe



Square Downpipe	Anthracite Grey	Black	Brown	White
2.5m	RPS2.5A	RPS2.5BL	RPS2.5BR	RPS2.5W
4.0m	RPS4A	RPS4BL	RPS4BR	RPS4W
5.5m	RPS5.5AG	RPS5.5BL	RPS5.5BR	RPS5.5W

Gutter



Sizes:
Length = 4m
Width = 112mm
Depth = 52mm

Colours:
● RG4A ● RG4BL ● RG4BR ● RG4R

Round

Downpipe



Round Downpipe	Anthracite Grey	Black	Brown	Grey	White
2.5m	RP2.5A	RP2.5BL	RP2.5BR		RP2.5W
4.0m	RP4A	RP4BL	RP4BR	FRP400GR	RP4W
5.5m	RP5.5A	RP5.5BL	RP5.5BR	FRP550GR	RP5.5W

Gutter Accessories



90 Degree Gutter Angle
● RAS1A ● RAS1BL ● RAS1BR ● RAS1W



135 Degree Gutter Angle
● RAS2A ● RAS2BL ● RAS2BR ● RAS2W



Square To Round Gutter Adaptor
● RDS1BL ● RDS1BR ● RDS1W



Square To Round Cast Gutter Adaptor
● RDS5BL ● RDS5BR ● RDS5W



External Stopend
● RES1A ● RES1BL ● RES1BR ● RES1W



Internal Stopend
● RES2A ● RES2BL ● RES2BR ● RES2W



Gutter Bracket
● RKS1A ● RKS1BL ● RKS1BR ● RKS1W



Running Outlet
● ROS1A ● ROS1BL ● ROS1BR ● ROS1W



Stopend Outlet
● ROS2A ● ROS2BL ● ROS2BR ● ROS2W



Union
● RUS1A ● RUS1BL ● RUS1BR ● RUS1W



Square To Ogee Cast Gutter Adaptor R/H
● RDS4BL ● RDS4BR ● RDS4W



Square To Ogee Cast Gutter Adaptor L/H
● RDS3A ● RDS3BL ● RDS3BR ● RDS3W



50-156 Degree Adjustable Gutter Angle
● RAS3BL ● RAS3BR ● RAS3W



Downpipe Accessories



92 Degree Offset Bend
● RBS1A ● RBS1BL ● RBS1BR ● RBS1W



112 Degree Offset Bend
● RBS2A ● RBS2BL ● RBS2BR ● RBS2W



Shoe
● RBS3A ● RBS3BL ● RBS3BR ● RBS3W



Adjustable Offset
● RBS5BL ● RBS5BR ● RBS5W



Pipe Clip
● RCS1A ● RCS1BL ● RCS1BR ● RCS1C ● RCS1W



Flush Pipe Clip
● RCS2A ● RCS2BL ● RCS2BR ● RCS2W



Pipe Clip Single Fixing
● RCS3BL ● RCS3BR ● RCS3W



Hopper
● RHS1A ● RHS1BL ● RHS1BR ● RHS1W



Square To Round Pipe Adaptor
● RDS2A ● RDS2BL ● RDS2BR ● RDS2W



Pipe Socket
● RSS1A ● RSS1BL ● RSS1BR ● RSS1W



Universal Rainwater Diverter
● RWDSBL ● RWDSBR ● RWDSW



Access Pipe
● RXS1A ● RXS1BL ● RXS1BR ● RXS1W

Gutter Accessories



90 Degree Gutter Angle
● RA1A ● RA1BL ● RA1BR ● FRR603GR ● RA1W



135 Degree Gutter Angle
● RA2A ● RA2BL ● RA2BR ● FRR604GR ● RA2W



Round To Round Cast Gutter Adaptor
● RD5BL ● RD5BR ● RD5W



External Stopend
● RE1A ● RE1BL ● RE1BR ● FRR607GR ● RE1W



Internal Stopend
● RE2BL ● RE2BR ● FRR608GR ● RE2W



Hopper
● RHH1BL ● RHH1BR ● FRR530GR ● RHH1W



Gutter Bracket
● RK1A ● RK1BL ● RK1BR ● FRR609GR ● RK1W



68mm - Running Outlet
● RO1A ● RO1BL ● RO1BR ● FRR605GR ● RO1W



Stopend Outlet
● RO2A ● RO2BL ● RO2BR ● FRR606GR ● RO2W



Union
● RU1A ● RU1BL ● RU1BR ● FRR602GR ● RU1W



50-156 Degree Adjustable Gutter Angle
● RA3BL ● RA3BR ● RA3W

Downpipe Accessories



68mm - 92 Degree Offset Bend
● RB1A ● RB1BL ● RB1BR ● FRR524GR ● RB1W



68mm - 112 Degree Offset Bend
● RB2A ● RB2BL ● RB2BR ● FRR527GR ● RB2W



68mm - Shoe
● RB3A ● RB3BL ● RB3BR ● FRR528GR ● RB3W



68mm - Pipe Clip
● RC1A ● RC1BL ● RC1BR ● FRR526GR ● RC1W




68mm - Branch
● RY1A ● RY1BL ● RY1BR ● FRR529GR ● RY1W



68mm - Pipe Socket
● RS1A ● RS1BL ● RS1BR ● FRR525GR ● RS1W



80mm - 112.5 Degree Offset Bend
● RBH2BL ● RBH2BR ● RBH2W



80mm - 92.5 Degree Bend
● RBH1BL ● RBH1BR ● RBH1W



80mm - Shoe
● RBH3BL ● RBH3BR ● RBH3W



80mm - Pipe Socket
● RSH1BL ● RSH1BR ● RSH1W




80mm - Y Branch
● RYH1BL ● RYH1BR ● RYH1W



80mm - Pipe Clip
● RCH3BL ● RCH3BR ● RCH3W

For remaining Downpipe Accessories, turn page

Remaining Round Downpipe Accessories



Pipe Clip Single Fix

- RC3BL
- RC3BR
- RC3W



Round to Ogee Cast Gutter L/H

- RD3BL
- RD3W



Round to Ogee Cast Gutter R/H

- RD4BL
- RD4W



80mm Round Pipe

- RPH4BL
- RPH4BR
- RPH4W

Gutter




Sizes:
Length = 4m
Width = 115mm
Depth = 75mm

Colours:

- RGH4A
- RGH4BL
- RGH4BR
- RGH4W

Hi-Cap

Gutter



Sizes:
Length = 4m
Width = 170mm
Depth = 110mm

Colours:

- XFG400BL
- XFG400G

110mm outlet/soil pipe required for downpipe

Xtraflo

Gutter




Sizes:
Length = 4m
Width = 115mm
Depth = 81mm

Colours:


- RGN4A
- RGN4BL
- RGN4BR
- RGN4W

Ogee




Top Hung Gutter Bracket

- RKN2BL
- RKN2BR
- RKN2W



R/H Ogee To Round Gutter Adaptor

- RNR3BL
- RNR3BR
- RNR3W



L/H Ogee To Round Gutter Adaptor

- RNR4BL
- RNR4BR
- RNR4W




R/H Ogee To Square Gutter Adaptor

- RNS3BL
- RNS3BR
- RNS3W




L/H Ogee To Square Gutter Adaptor

- RNS4BL
- RNS4BR
- RNS4W



Running Outlet - 68mm

- RON1A
- RON1BL
- RON1BR
- RON1W




Stopend Outlet L/H - 68mm

- RON2A
- RON2BL
- RON2BR
- RON2W



Stopend Outlet R/H - 68mm

- RON3A
- RON3BL
- RON3BR
- RON3W



Union

- RUN1A
- RUN1BL
- RUN1BR
- RUN1W



Stopend Outlet L/H - 80mm

- RON5BL



Stopend Outlet R/H - 80mm


- RON6BL



Running Outlet - 80mm


- RON4BL

Gutter Accessories




90 Degree Angle

- RAH1A
- RAH1BL
- RAH1BR
- RAH1W




135 Degree Angle

- RAH2A
- RAH2BL
- RAH2BR
- RAH2W



External Stopend

- REH1A
- REH1BL
- REH1BR
- REH1W



Internal Stopend

- REH2A
- REH2BL
- REH2BR
- REH2W




Hi-Cap To Round Gutter Adaptor

- RHR3BL
- RHR3BR
- RHR3W




Hi-Cap To Square Gutter Adaptor

- RHS3BL
- RHS3BR
- RHS3W




Gutter Bracket

- RKH1A
- RKH1BL
- RKH1BR
- RKH1W



Union

- RUH1A
- RUH1BL
- RUH1BR
- RUH1W



Running Outlet

- ROH1A
- ROH1BL
- ROH1BR
- ROH1W




80mm Running Outlet

- ROH4BL

DID YOU KNOW?


These profiles carry 100% more water than standard half-round gutters

Gutter Accessories




170mm - 90 Degree Gutter Angle

- XFGABL
- XFGAG




170mm - Gutter Bracket

- XFGBBL
- XFGBG




170mm - Running Outlet

- XFROBL
- XFROG




170mm - External Stopend

- XFSEBL
- XFSEG



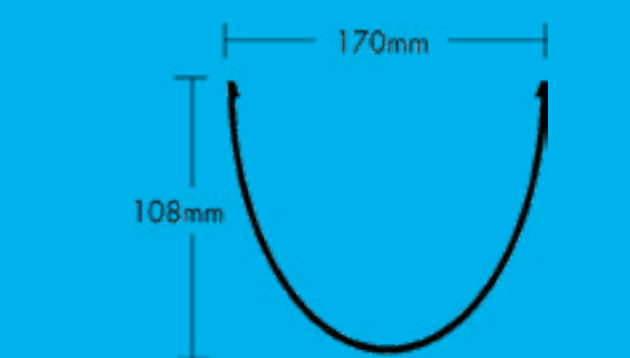
170mm - Internal Stopend

- XFISEBL
- XFISEG



170mm - Union

- XFUBL
- XFUG



Xtraflo gutter is a 170mm deep elliptical gutter designed for larger properties where the fascia is deep and roofs are steep. This gutter will cope with the largest rainfalls that are becoming more and more frequent in the UK. This gutter is designed to be used with the 4" (110mm) rainwater pipe system.

Gutter



Sizes:
Length = 2m
Width = 76mm
Depth = 38mm

Colours:
● RGM2BL
● RGM2W

Miniflo Downpipe



Sizes:
Length = 2m
Diameter = 50mm

Colours:
● RPM2BL
● RPM2W

Gutter Accessories



90 Degree Angle

● RAM1BL
● RAM1W



135 Degree Angle

● RAM2BL
● RAM2W



External Stopend

● REM1BL
● REM1W



112 Degree Offset Bend

● RBM2BL
● RBM2W



Shoe

● RBM3BL
● RBM3W



Pipe Clip

● RCM1BL
● RCM1W



Gutter Bracket

● RKM1BL
● RKM1W



Running Outlet

● ROM1BL
● ROM1W



Stopend Outlet

● ROM2BL
● ROM2W



Pipe Socket

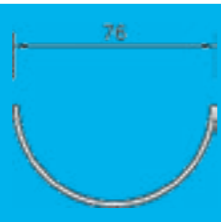
● RSM1BL
● RSM1W



Union

● RUM1BL
● RUM1W

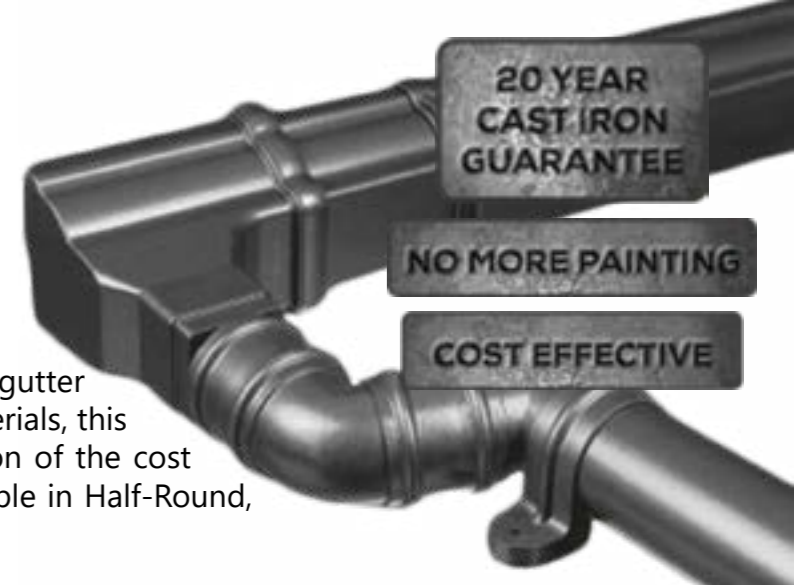
Miniflo is a smaller system based on the original Half Round profile making this system an ideal solution for garages, sheds, garden rooms and most smaller buildings.



RAINWATER FloPlast

"CAST IRON" EFFECT

Expertly manufactured to resemble traditional metal gutter systems. Using high quality, low-maintenance materials, this system is lightweight, easy to install, and a fraction of the cost compared to original replacement systems. Available in Half-Round, Square, Ogee and Hi-Cap.



FEATURES & BENEFITS

- ✓ Can be installed on Grade 1 listed properties
- ✓ New generation 'Cast Iron' style Rainwater System
- ✓ 20-Year 'Cast Iron' Colour Guarantee
- ✓ Significant cost saving over traditional Cast Iron
- ✓ External fixing lugs on shoes and pipe sockets
- ✓ Pre-fitted gutter seal retaining clip system for fast user friendly installation
- ✓ Pre-lubricated seals
- ✓ Black fixing bolts available to complement traditional look
- ✓ All the benefits of PVC, for quick and easy installation



"Cast Iron" Effect System

Full range available from stock!

FloPlast

MINIFLO GUTTERING INSTALLATION GUIDE



For a simple step-by-step demonstration showing how to effectively install your FloPlast Miniflo Guttering, scan this QR Code, or visit **NBP Ltd** on YouTube.



FREE DELIVERY



NO MINIMUM ORDER



Gutter



Sizes:
Length = 4m
Width = 112mm
Depth = 52mm

Colours:
● RG4CI

Round

Downpipe



Sizes:
Length = 2.5m
Diameter = 68mm

Colours:
● RP250CI

Downpipe



Sizes:
Length = 2.5m
Width = 65mm
Depth = 65mm

Colours:
● RPS250CI

Square

Gutter



Sizes:
Length = 4m
Width = 115mm
Depth = 81mm

Colours:
● RGN4CI

Ogee

Gutter Accessories



90 Degree Gutter Angle
RA1CI



135 Degree Gutter Angle
RA2CI



External Stopend
RE1CI



Internal Stopend
RE2CI



Gutter Bracket
RK1CI



Running Outlet
RO1CI



Stopend Outlet
RO2CI



Union
RU1CI

Downpipe Accessories



Shoe
RB4CI



112 Degree Offset Bend
RB6CI



92.5 Degree Offset Bend
RB8CI



Pipe Clip
RC4CI



Pipe Spacer Bracket
RC9CI



Pipe Socket
RS2CI



Branch
RY1CI

Downpipe Accessories



Shoe
RBS4CI



112 Degree Offset Bend
RBS6CI



92.5 Degree Offset Bend
RBS8CI



Pipe Clip
RCS4CI



Pipe Spacer Bracket
RCS9CI



Square To Round Pipe Adaptor
RDS2CI



Pipe Socket
RSS2CI



Branch
RYS2CI

Gutter Accessories



Internal 90 Degree Gutter Angle
RAN1CI



External 90 Degree Gutter Angle
RAN2CI



Internal 135 Degree Gutter Angle
RAN3CI



External 135 Degree Gutter Angle
RAN4CI



External Stopend L/H
REN1CI



External Stopend R/H
REN2CI



Internal Stopend L/H
REN3CI



Internal Stopend R/H
REN4CI



Gutter Bracket
RKN1CI



Running Outlet
RON1CI



Stopend Outlet L/H
RON2CI



Stopend Outlet R/H
RON3CI



Union
RUN1CI

FEATURES & BENEFITS

- ✔ 4 profiles available - Half-Round, Square, Hi-Cap and Ogee
- ✔ Lightweight and resilient material
- ✔ Reduced labour costs
- ✔ Ideal for new build and renovation projects
- ✔ Architectural features including Hopper Motifs
- ✔ 20 Year "Cast Iron" Colour Guarantee

WHY NOT GIVE US A CALL TODAY

NORTH WEST

01204 800 565
sales.northwest@nbp.co.uk

YORKSHIRE & HUMBERSIDE

0113 277 8600
sales@nbp.co.uk

NORTH EAST

0191 300 6050
sales.northeast@nbp.co.uk

MIDLANDS

01455 249 400
sales.eastmidlands@nbp.co.uk

Nationwide Delivery - Give your nearest depot a call today!



Gutter

Hi-Cap




Sizes:
Length = 4m
Width = 115mm
Depth = 75mm

Colours:
● RGH4CI

Gutter Accessories

90 Degree Angle RAH1CI	135 Degree Angle RAH2CI	External Stopend REH1CI
Internal Stopend REH2CI	Gutter Bracket RKH1CI	Running Outlet ROH1CI
Union RUH1CI	Universal Hopper RH1CI	Ogee Hopper RH4CI
Rectangular Hopper RH5CI	65mm Cast Iron Fixings (10 Bag) FC65	55mm Fleur-De-Lis FL55CI
55mm Lions Head LH55CI	70mm Tudor Rose TR70CI	

KOMMERCIAL GUTTERING RANGE



The Kommercial rainwater system features a 150mm wide half round gutter and due to this greater flow capacity it is ideal for use on large industrial and commercial buildings.

All products in the range have a high quality finish and are available in grey and black.

150mm Half Round Gutter ● KOMGUTTERBBL ● KOMGUTTERG	150mm Round 90 Degree Gutter Angle ● KOMGUTTERANGBL ● KOMGUTTERANGG	150mm Round Gutter Bracket ● KOMGUTTERBKTBBL ● KOMGUTTERBKTTG
150mm Round External Stopend ● KOMGUTTEREXTSEBL ● KOMGUTTEREXTSEG	150mm Round Running Outlet ● KOMGUTTERROBL ● KOMGUTTERROG	150mm Hopper - 110mm Outlet ● KOMHOPPERBL ● KOMHOPPERG
150mm Round Union ● KOMGUTTERUNIBL ● KOMGUTTERUNIG		

RAINWATER
Twinplas Guttering

The Twinplas® gutter profile is a rainwater system which has been designed to replace old-fashioned timber troughing, while it also can be used for new applications requiring a more traditional appearance.

The product weighs less than 3kg per metre and is available with unique sleeve connectors which simply slide over the gutter profile.



Gutter



Sizes:
Length = 5m/6m
Width = 150mm
Depth = 100mm

Colours:
● 5m = TPGP5
● 6m = TPGP6





Gutter Accessories

135 Degree External Corner TP135EC	135 Degree Internal Corner TP135IC	Connector Outlet TPCO	Half Lap Connector R/H TPHRC	Internal Corner TPIC	Rise and Fall Bracket TPRFB
External Corner TPEC	End Cap L/H TPECL	End Cap R/H TPECR	Sleeve Connector (300mm) TPSC	Wall Bracket TPWB	796 Jointing Sealant TP796
Guttering Bracket TPGB	Gutter Outlet TPGO	Half Lap Connector L/H TPHLC			

FEATURES & BENEFITS

- ✓ Very little maintenance required
- ✓ Easily installed
- ✓ No painting required
- ✓ Fully compatible to wood
- ✓ No rotting or warping
- ✓ Traditional appearance

Rainwater Accessories


Drainguard		
SKU		
DRAINGUARD		
Universal Rainwater Diverter		
Colour	SKU	
Brown	RWDSBR	
Black	RWDSBL	
White	RWDSW	
Roof & Gutter Doctor		
Size	SKU	
500ml	RGD	
PVC Gutterguard		
Size	SKU	
1 Linear Metre	GUTTERGUARD	

DID YOU KNOW?

We also stock Temporary Rainwater Downpipe which helps prevent water damage during construction. Manufactured from heavy duty polythene.

SKU: TEMPRWP

254mm x 100m



GUTTERBRUSH



Gutterbrush
SKU: HEDGEHOG

Gutterbrush clips
SKU: HEDGEHOGGC

Designed to keep the gutter clear from debris whilst still allowing water to flow freely. Cut to size where required.
Size: Length = 4m, Depth = 105mm

ADD ON SALES

Perfect for preventing leaves and other debris entering the gutter and downpipe.

BALLOON GUARD



Balloon Guard
SKU: BLG

Prevents the entry of leaves and debris into the downpipe system.
Size: Height = 110mm, Width = 65mm

FLOGUARD



Floguard
SKU: FG1

Prevents leaves clogging up the guttering. Clips together easily. Suitable for gutter widths between 100mm and 115mm.

Size: 5m (10 x 500mm Lengths)

THE ORIGINAL THE BEST

DRY FIX VERGE SYSTEMS

easy-trim Verge U

OVER FASCIA VENTS

easy-trim RidgeF

FELT SUPPORT TRAYS

DRY FIX RIDGE



easy-trim 
Roofing & Construction Products

For more information please turn to page 135 

EXTERNAL CLADDING

A comprehensive range of premium cladding solutions available from stock.

EMBOSSED CLADDING FORTEX®

Fortex® is a range of innovative exterior PVC cladding products that features an authentic embossed wood effect finish.

Double Shiplap (333mm x 5m x 9mm)


Features an attractive embossed timber effect surface, with the double plank profile making it quicker and easier to fit.



Length	5m
Pack Quantity	2
Material	Cellular PVC & UV Resistant co-extruded skin
Coverage Per Board Length	1.65m ²
Density	510kg/m ³
Expansion Coefficient	5 x 10 ⁻⁶ /°C
Weight Per Board	7.85kg
Fire Rating	D-s3,d2/AVM

Weatherboard (170mm x 5m x 8mm)

Weatherboard cladding, sometimes known as featheredge cladding, features a tapered board. Designed to be laid with an overlap to create a 'New England' style look.



Length	5m
Pack Quantity	6
Material	Cellular PVC & UV Resistant co-extruded skin
Coverage Per Board Length	0.85m ²
Density	510kg/m ³
Expansion Coefficient	5 x 10 ⁻⁶ /°C
Weight Per Board	3.15kg
Fire Rating	D-s3,d2/AVM

TRIMS



ACCESSORIES



Trims	170mm Weatherboard Butt Joint	333mm Shiplap Embossed Butt Joint	2-Part Edge Trim 3M	Universal Edge Trim 3M	2-Part Ext Corner Trim 3M	25mm Vented Starter and Cover Trim 3M
Argyl Brown	FCF209EAB	FCD210EAB	FC301E3AB	FC302E3AB	FC304E3AB	FC311E3AB
Anthracite Grey	FCF209EAG	FCD210EAG	FC301E3AG	FC302E3AG	FC304E3AG	FC311E3AG
Cappuccino		FCD210ECAP	FC301E3CAP	FC302E3CAP	FC304E3CAP	FC311E3CAP
Colonial Blue	FCF209ECLB	FCD210ECLB	FC301E3CLB	FC302E3CLB	FC304E3CLB	FC311E3CB
Misty Grey	FCF209EEMS	FCD210EEMS	FC301E3EMS	FC302E3EMS	FC304E3EMS	FC311E3EMS
Pale Blue	FCF209EPB		FC301E3PB	FC302E3PB	FC304E3PB	FC311E3PB
Pale Gold	FCF209EPG	FCD210EPG	FC301E3PG	FC302E3PG	FC304E3PG	FC311E3PG
Sand	FCF209ES	FCD210ES	FC301E3S	FC302E3S	FC304E3S	FC311E3S
Sage Green	FCF209ESAGN	FCD210ESAGN	FC301E3SAGN	FC302E3SAGN	FC304E3SAGN	FC311E3SAGN
Storm Grey	FCF209ESG	FCD210ESG	FC301E3SG	FC302E3SG	FC304E3SG	FC311E3SG
Slate Grey	FCF209ESLG	FCD210ESLG	FC301E3SLG	FC302E3SLG	FC304E3SLG	FC311E3SLG
White	FCF209E	FCD210EW				FC311E3W

Trims	2-Part H Trim 3M	Reveal Liner Edge/Extension 3M	2-Part Reveal Liner 3M	135° 2-Part Ext Corner
Argyl Brown	FC315E3AB	FC318E3AB	FC319E3AB	FC317E3AB
Anthracite Grey	FC315E3AG		FC319E3AG	FC317E3AG
Cappuccino	FC315E3CAP	FC318E3CAP	FC319E3CAP	FC317E3CAP
Colonial Blue	FC315E3CLB	FC318E3CB	FC319E3CLB	FC317E3CLB
Misty Grey	FC315E3EMS	FC318E3EMS	FC319E3MG	FC317E3EMS
Pale Blue	FC315E3PB		FC319E3PB	FC317E3PB
Pale Gold	FC315E3PG	FC318E3PG	FC319E3PG	FC317E3PG
Sand	FC315E3S	FC318E3S	FC319E3S	
Sage Green	FC315E3SAGN	FC318E3SAGN	FC319E3SAGN	FC317E3SAGN
Storm Grey	FC315E3SG	FC318E3SG	FC319E3SG	
Slate Grey	FC315E3SLG	FC318E3SLG	FC319E3SLG	FC317E3SLG
White	FC315E3W			FC317E3W





THE COMPLETE CLADDING SOLUTION



To find the installation document for Fortex Cladding, scan the QR Code to download the PDF.

FORTEX
Installation Guide



FORTEX CLADDING
INSTALLATION VIDEO



To learn more about how to install Fortex horizontally, check out our video



MORE BRANDS • MORE STOCK • MORE CHOICE

FORTEX SHADOW GAP CLADDING

Shadow Gap is the latest innovative addition to the Fortex cladding range. It features a NEW subtle 'pine' finish with attractive deep grooves between boards, while it is co-extruded with a rigid foam core and durable embossed textured surface.

This full cladding system comes complete with a wide range of matching accessories in PVC and Aluminium.

Suitable for a wide range of projects:

- Side façades
- Gable ends
- Bay windows
- Dormer elevations
- Garden rooms



Nearest
RAL7016

Anthracite Grey
FCG182PEAG

Nearest
RAL1013

Pale Gold
FCG182PEPG

Nearest
RAL9003

White
FCG182PE

Cappuccino
FCG182PEC

Cappuccino
FCG182PEC

Sage Green
FCG182PESAGN

Sage Green
FCG182PESAGN

Nearest
RAL7038


Misty Grey
FCG182PEMG

Nearest
RAL7045

Storm Grey
FCG182PESG

DID YOU KNOW?

**Can be fitted
horizontally and
vertically!**



Butt Joint

Colour	SKU
Anthracite Grey	FCG209EAG
Cappuccino	FCG209ECAP
Misty Grey	FCG209EMG
Pale Gold	FCG209EPG
Sage Green	FCG209ESAGN
Storm Grey	FCG209ESG
White	FCG209E

FORTEX NATURA CLADDING


Fortex Natura Cladding is a V-Groove style cladding with the natural look of wood.



A choice of six wood decors.

Fortex Natura Cladding	
Colour	SKU
Malted Oak	FCV150N1MO
Barnwood Oak	FCV150N1BO
Greyed Oak	FCV150N1GYO
Grey Cedar	FCV150N1GC
Siberian Larch	FCV150N1SL
Aged Padauk	FCV150N1AP

Fortex Natura Colour Range



Authentic Wood Finishes

A beautiful range of authentic looking wood finishes of both traditional and contemporary grains imposed on to Freefoam's foam PVC cladding boards.

Ultra Low Maintenance

Get the look of wood without the ongoing, time consuming cost of regular upkeep. Perfect for any new build house or home improvement project.



Guarantee

Fortex Natura is backed by a limited warranty of 10 years.

Sustainable Product

Fortex Natura cladding is 100% recyclable.

Trim Colours



J Trim



Cover Trim



2 Part External Corner Trim



2 Part H Trim

Fortex Natura Trims						
Trim/Colour	Malted Oak (RAL 8008M)	Barnwood Oak (RAL 1019M)	Greyed Oak (RAL 7006M)	Grey Cedar (RAL 7023M)	Siberian Larch (RAL 8003M)	Aged Padauk (RAL 7022M)
Alu J Trim	FCA3023N1MO	FCA3023N1BO	FCA3023N1GYO	FCA3023N1GC	FCA3023N1SL	FCA3023N1AP
2 Part Alu Corner Trim	FCA3043N1MO	FCA3043N1BO	FCA3043N1GYO	FCA3043N1GC	FCA3043N1SL	FCA3043N1AP
2 Part Alu H Trim	FCA3153N1MO	FCA3153N1BO	FCA3153N1GYO	FCA3153N1GC	FCA3153N1SL	FCA3153N1AP
Alu Ventilator Cover Trim	FCA3163N1MO	FCA3163N1BO	FCA3163N1GYO	FCA3163N1GC	FCA3163N1SL	FCA3163N1AP

PVC CLADDING

Freefoam's Open V and Shiplap external wall cladding can be used to create an interesting façade on any building in no time.

Shiplap Cladding

Shiplap cladding is a popular choice for those seeking a smart, smooth appearance. It is available in white for a clean and modern approach or woodgrain colours for a more traditional look. Ideal for small areas of cladding such as dormer windows.




Shiplap Cladding	SKU
Anthracite Grey	FC151WGAG
Black Ash	FC151WGB
Light Oak	FC151WGO
Mahogany	FC151WGM
Rosewood	FC151WGR
White	FC151W

Open V Cladding

Open V cladding gives a slimline exterior finish that is suitable for use on a wide range of projects. Available from stock in white or several woodgrain options, depending on your customer's preference.



Open V Cladding	SKU
Anthracite Grey	FV100WGAG
Black Ash	FV100WGB
Light Oak	FV100WGO
Mahogany	FV100WGM
Rosewood	FV100WGR
White	FV100W



Trims	Anthracite Grey	Anthracite Grey Foiled	Black Ash	Light Oak	Mahogany	Rosewood	White
Shiplap Butt Joint		FC210WGAG	FC210WGB	FC210WGO		FC210WGR	FC210W
Open V Butt Joint		FV209WGAG	FV209WGB	FV209WGO		FV209WGR	FV209W
2 Part Edge Trim		FC3013WGAG	FC3013WGB	FC3013WGO		FC3013WGR	FC3013W
Universal Edge Trim		FC3023WGAG	FC3023WGB	FC3023WGO	FC3023WGM	FC3023WGR	FC3023W
2 Part External Corner Trim		FC3043WGAG	FC3043WGB	FC3043WGO	FC3043WGM	FC3043WGR	FC3043W
2 Part H Trim		FC3153WGAG	FC3153WGB	FC3153WGO		FC3153WGR	FC3153W
Cladding Drip Trim							FC206W
Cladding Starter Trim							FCF2123W
Vented Starter Trim 3m	FC3123						

We also supply a full range of matching accessories to accompany the cladding, to ensure your project is professionally finished. All trims are 5m in length.

Available in smooth gloss white finish

Shiplap

Robust cellular PVC cladding profiles in traditional styles, with complementary joints, trims and fixings. Cellular PVC cladding is an ideal substitute for timber cladding; no discolouration, retains appearance, maintenance free.

Open V Cladding

Modern cladding, with a symmetrical V groove between profiles giving a sharper appearance to the joints. May be installed horizontally or vertically. Ideal for use as a soffit board.

100mm Range



White


Shiplap and Open V cladding have a rebate at the bottom of the plank and a scalloped profile at the top.



Black



Light Oak



Rosewood



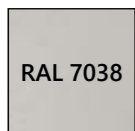
White

100mm Range

150mm Range



Anthracite Grey Foil



Agate Grey Foil




Chartwell Green Foil




Irish Oak



Light Oak



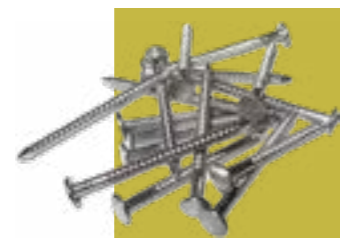
Mahogany



Rosewood



White



Cladding Pins

- Available in 2 sizes, 30mm & 50mm.
- Manufactured from A4 stainless steel
- Impact resistant
- 250 per box

Turn to page 187

Open V cladding can be fitted horizontally or vertically

Coverage Widths

Cladding	Cover Width (mm)	5m Lengths Per Square Metre
Shiplap Cladding	100	2.0
Open V Cladding	100	2.0
Shiplap Cladding	150	1.5

PVC Cladding

Product/Colour	Agate Grey Foil (RAL 7038)	Anthracite Grey Foil	Black	Chartwell Green Foil	Irish Oak	Light Oak	Mahogany	Rosewood	White
Shiplap 100mm									SLC100W
Shiplap 150mm	SLC150AGG	SLC150AGF	SLC150BL	SLC150CGF	SLC150IO	SLC150LO	SLC150M	SLC150R	SLC150W
Open V 100mm			OVC100BL			OVC100LO	OVC100M	OVC100R	OVC100W
Tee Gee 125mm									C055W

PVC Cladding Trims

Product/Colour	Agate Grey Foil (RAL 7038)	Anthracite Grey Foil	Black	Chartwell Green Foil	Light Oak	Mahogany	Rosewood	White
100mm Shiplap Butt Joint								SBJ100W
150mm Shiplap Butt Joint	SBJ150AGG	SBJ150AGF	SBJ150BL	SBJ150CGF	SBJ150LO	SBJ150M	SBJ150R	SBJ150W
100mm Open V Butt Joint			OVJ100BL		OVJ100LO	OVJ100M	OVJ100R	OVJ100W

Universal Channel

Agate Grey	Anthracite Grey Foil	Black	Chartwell Green Foil	Light Oak	Mahogany	Rosewood	White
UCAGG	UCAGF	UCBL	UCCGF	UCLO	UCM	UCR	UCW

2 Part Uni Channel

Agate Grey Foil (RAL 7038 Male)	Anthracite Grey Foil (Male)	Black (Male)	Irish Oak (Male)	Light Oak (Male)	Mahogany (Male)	Rosewood (Male)	White (Female)	White (Male)
UC2MAGG	UC2MAGF	UC2MBL	UC2MIO	UC2MLO	UC2MM	UC2MR	UC2FW	UC2MW

Swish Universal Starter Trim

SKU
C027W

Wall Starter Trim

SKU
WSTW

External Corner Trim

SKU
ECW

Drip Trim

SKU
DTW

2 Part Corner Trim [External]

	Agate Grey Foil (RAL 7038 Female)	Anthracite Grey Foil	Black	Chartwell Green Foil	Irish Oak	Light Oak	Mahogany	Rosewood	White
Female	EC2FAGG	EC2FAGF	EC2FBL	EC2FCGF	EC2FIO	EC2FLO	EC2FM	EC2FR	EC2FW
Male									EC2MW

2 Part Centre Joint Trim

	Anthracite Grey Foil	Black	Light Oak	Mahogany	Rosewood	White
Female						CJ2FW
Male	CJ2MAGF	CJ2MBL	CJ2MLO	CJ2MM	CJ2MR	CJ2MW

TUDOR BOARD REPLICA WOOD

Replica Wood Tudor Boards are an authentic low maintenance solution to rotting wood exteriors. These long-lasting Polyurethane boards have a natural oak grain and are perfect for both existing homes, as well as a great alternative for new builds.

Available to order in these sizes:

100mm x 20mm x 3030mm	150mm x 25mm x 4200mm
100mm x 25mm x 3030mm	175mm x 25mm x 4200mm
125mm x 22mm x 3030mm	225mm x 25mm x 4200mm
175mm x 25mm x 3030mm	

Tudor Board Replica Wood	Black	Golden Oak	Rosewood
100mm x 25mm x 3030mm	RWTB100BL	RWTB100GO	RWTB100R
125mm x 22mm x 3030mm	RWTB125BL		RWTB125R
150mm x 25mm x 4200mm		RWTB150GO	RWTB150R
175mm x 25mm x 4200mm	RWTB175BL		RWTB175R
225mm x 25mm x 4200mm	RWTB225BL		RWTB225R



These Tudor Boards are perfect for use at gable ends or along the side of a house in order to create a traditional, decorative façade. Displaying an aesthetically pleasing natural timber effect, they require little maintenance.

Textured Oak Grains

Manufactured to a high quality using textured grains identical to natural English oak.




Long Lasting

Replica Wood lasts considerably longer than normal wood and has a 15-Year Guarantee.

Authentic Tudor Colours

Using our unique manufacturing process, our Replica Wood is available in a range of distinct, sharp Tudor style colours that are chemically bonded to the Polyurethane core.



Lightweight

Weighing approximately 1kg per linear metre, Replica Wood Tudor boards are easy to manoeuvre and install.

Low Maintenance

Made from Polyurethane - a hard wearing, durable, long lasting material.



Manufactured in the UK



Swish coloured tudor boards come with a 10 year guarantee



Freefoam coloured tudor boards come with a 10 year guarantee

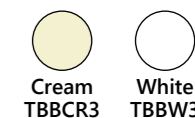


Tudor Backing Board

Tudor Backing Board PVC foam sheets are designed to complement our range of Tudor Boards.

Length = 2,440mm, Width = 1,220mm, Thickness = 3mm

Colours



DID YOU KNOW?

These Tudor Backing Boards are compatible with any of our Tudor board ranges.



James Hardie fibre cement products that are built to last.



FIBRE CEMENT CLADDING



Hardie® Plank products include two profiles, made from advanced fibre cement material. With an A2-s1, d0 fire rating, our boards are non-combustible and offer the best fire protection for any coloured facade board.

A2
fire-rated

Hardie® Plank Fibre Cement Cladding




Dimensions: 3600 x 180 x 8mm
Weight per piece: 7.4kg
Pieces per m²: 1.85
Visible surface: 150 - 180mm
Colours: 21
Textures: Cedar and Smooth

Hardie® VL Plank Fibre Cement Cladding



Dimensions: 3600 x 214 x 11mm
Weight per piece: 10.5kg
Pieces per m²: 1.52
Visible surface: 182mm
Colours: 8
Textures: Cedar



INNOVATIVE INTERLOCKING SYSTEM

Hardie® VL Plank profiles offer hidden fixing, thanks to its innovative tongue and groove system that does not require any additional accessories for fixing and can easily be nailed.

Hardie® Plank

Hardie® VL Plank



BBA Certified
Hardie® cladding has been assessed by the British Board of Agrément and has been awarded BBA certificate number 04/4147.



Warranty - 15 years

MORE BRANDS • MORE STOCK • MORE CHOICE



Create Interest with Installation Styles

Installation is quick and easy, offering maximum flexibility with options to fit our boards horizontally, vertically, ship-lapped or open jointed.

Hardie® Plank cladding

Create a classic finish with Hardie® Plank boards in horizontal lap, vertical hit and miss or open joint styles, playing around with different colours and textures.



Hardie® Plank cladding vertical hit and miss



Hardie® cladding horizontal overlap

Hardie® VL Plank cladding

The seamless interlock of Hardie® VL Plank cladding epitomises architectural modern design, perfect for both horizontal and vertical installation. The clip-less system is at least 20% faster to install than comparable interlock solutions.



Hardie® VL Plank cladding horizontal installation



Hardie® VL Plank cladding vertical installation

HARDIE® PLANK

Stylish & Strong Fibre Cement Cladding

Using advanced seventh generation technology, Hardie® Plank creates a natural façade with unmatched durability. Made from advanced material fibre cement, using engineered cellulose-fibre and cement composite that are then chemically bonded to provide lasting resistance to rain, hail, wind, fire, rot, and pests.

Composition	Portland cement, sand, cellulose fibre, water, and selected additives
Properties	HardieZone™ Technology for advanced climate protection
Dimensions	3600 x 180 x 8 mm
Overlap	30 mm
Weight	7.4 kg per plank, 11.419 kg/m ²
Raw Density	1300 kg/m ³
Fire Rating (EN 13501-1)	Non-combustible with an A2-s1,d0 fire rating, offering the best fire protection possible for a coloured façade board



HARDIE® PLANK CLADDING INSTALLATION VIDEO



To learn more about how to install Hardie® Plank Cladding, check out our video

Available in 21 colours and two textures, smooth and cedar.



Hardie® Plank Material Calculator



Tool designed to help calculate the quantity of Hardie® Plank cladding boards needed for a project.

Hardie® Plank Textures



Cedar



Smooth

Hardie® Plank Colours



Anthracite Grey Cedar
5420121
Smooth
5420161



Arctic White Cedar
567121
Smooth
567161



Grey Slate Cedar
5510121
Smooth
5510161



Light Mist Cedar
584121
Smooth
584161




Midnight Black Cedar
595121
Smooth
595161



Sail Cloth Cedar
569121
Smooth
569161




Boothbay Blue Cedar
585121
Smooth
585161



Chestnut Brown Cedar
589121
Smooth
589161



Cobble Stone Cedar
575121
Smooth
575161



Evening Blue Cedar
586121
Smooth
586161



Heathered Moss Cedar
579121
Smooth
579161




Iron Grey Cedar
592121
Smooth
592161



Khaki Brown Cedar
571121
Smooth
571161




Monterey Taupe Cedar
576121
Smooth
576161



Mountain Sage Cedar
580121
Smooth
580161



Pearl Grey Cedar
5480121
Smooth
5480161




Rich Espresso Cedar
5460121
Smooth
5460161



Soft Green Cedar
581121
Smooth
581161



Timber Bark Cedar
577121
Smooth
577161



Traditional Red Cedar
591121
Smooth
591161



Woodland Cream Cedar
568121
Smooth
568161

HARDIE® VL PLANK

Innovative interlocking system - Hardie® VL Plank weatherboard, offers a unique hidden fixing fibre cement board, thanks to its innovative tongue and groove system, eliminating the need for additional accessories. This clever design not only speeds up the installation process, but also provides the most cost-effective interlocking fibre cement board system on the market.



Cedar

Hardie® VL Plank Textures

214mm x 3.6m

Hardie® VL Plank Colours



Anthracite Grey Cedar - 5422121



Arctic White Cedar - 5672121



Chestnut Brown Cedar - 5892121



Grey Slate Cedar - 5512121



Khaki Brown Cedar - 5712121



Light Mist Cedar - 5842121



Midnight Black Cedar - 5952121



Sail Cloth Cedar - 5692121

DID YOU KNOW?

At least 20% faster installation versus comparable products.

Product Details

Composition	Portland cement, sand, cellulose fibres, water and selected additives
Finishing	ColourPlus™ Technology, cedar finish
Dimensions	3600 x 214 x 11 mm
Usable Width	182mm
Mass Per Unit Area	13.6 kg/m ²
Raw Density	1300 kg/m ³
Fire Rating (EN 13501-1)	Non-combustible, A2-s1,d0



Warranty - 15 years



The clip-less system is at least 20% faster to install than comparable interlock solutions.

THE FINISHING TOUCH

Trim is that final touch that completes your home's design. Accentuate corners, columns, doors, windows and more with our accompanying trims.



Hardie™ Plank MetalTrim™ Profile

for exterior corners:
Length: 3000mm




Hardie® NT3® Trim Fibre Cement Profile

for exterior corners:
Dimensions: 3655 x 90/140 x 25mm



Hardie® VL Plank 2-Part Profile

for exterior corners:
Length: 3000mm



Hardie® NT3® Trim Profile

for interior corners:
Length: 3000mm



Window without HardieTrim® NT3®



Window with HardieTrim® NT3®

TRIMS & ACCESSORIES


A full range of trims and accessories.

Fixings

Hardie™ Plank Screws		
Product	Size	SKU
Light Gauge Metal and Timber	3.9 x 35mm	79120
High Gauge Metal	3.9 x 40mm	79121
Light Gauge Metal or Timber	3.9 x 50mm	79122
Plain/Blank Heads No Colour		5300290




Hardie™ Clip (Pack of 100)	
SKU	
5300154	




Tape

Hardie™ EPDM Tape		
Product	Size	SKU
Self-adhering, waterproof tape for sealing joints		5300495
Hardie® Plank EPDM Tape	60mm x 20m	5300153
Hardie® Plank EPDM Tape	100mm x 20m	5300151
Hardie® EPDM Tape	80mm x 20m	5300154
Hardie® EPDM Tape	120mm x 20m	5300152




Tools

Gecko Gauge (Set of 2)	
SKU	
5000015	




DID YOU KNOW? Working as a pair, the Gecko Gauge clamps to each layer, acting as a second set of hands, to gauge and support the next board, making the job easier and quicker.

Hardie™ Guillotine	
SKU	
5300157	




Hardie™ Blade		
Size	SKU	
160mm	5300163	
190mm	5300164	
254mm	5300165	
305mm	5300166	




Profiles

Made from high quality, coated aluminium.


Hardie™ Starter Ventilation Strip			
Size	Length	SKU	
25mm	3m	5300182	
38mm	3m	5300183	
50mm	3m	5300184	




Hardie™ Top Ventilation Profile			
Size	Length	SKU	
25mm	3m	5300185	
38mm	3m	5300186	
50mm	3m	5300187	



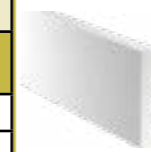
Hardie™ Plank MetalTrim™ Profile External Corner	
Length	
3m	



Hardie™ Plank MetalTrim™ Profile Internal Corner	
Length	
3m	



Hardie® NT3 Trim			
Colour/Size	Arctic White	Midnight Black	Sail Cloth
90 x 25 x 3655mm	5671402	5951402	5691402
140 x 25 x 3655mm	5671422	5951422	5691422



FEATURES & BENEFITS

Thanks to its ColourPlus™ technology, Hardie® Plank and Hardie® VL Plank cladding products, will not crack, chip, peel, rot or delaminate.




Hardie® Seal Edge Coating
1L, 0.5L

Colour Coordinated Accessories	HardieSeal™ Edge Coating 1L	HardieSeal™ Edge Coating 0.5L	External Corner Profile 10mm	Internal Corner Trim	External Corner Trim	4.8 x 38mm Coloured Screws
Anthracite Grey	5300419		5300428	5300432	5300436	5300448
Arctic White	5300124		5300225	5300246	5300267	5300291
Boothbay Blue	5300109	5300130	5300226	5300247	5300268	5300292
Chestnut Brown	5300110	5300131	5300227	5300248	5300269	5300305
Cobble Stone	5300111	5300132	5300228	5300250	5300270	5300293
Evening Blue	5300113		5300230	5300251	5300272	5300294
Grey Slate	5300421		5300430	5300434	5300438	5300450
Heathered Moss	5300114		5300231	5300252	5300273	5300306
Iron Grey	5300115	5300136	5300232	5300253	5300274	5300295
Khaki Brown	5300125		5300233	5300254	5300275	5300296
Light Mist	5300116		5300234	5300255	5300276	5300297
Midnight Black	5300126		5300235	5300256	5300277	5300298
Monterey Taupe	5300117		5300236	5300257	5300278	5300299
Mountain Sage	5300118		5300237	5300258	5300279	5300307
Pearl Grey	5300420	5300424	5300429	5300433	5300437	5300449
Rich Espresso	5300422		5300431	5300435	5300439	5300451
Sail Cloth	5300120	5300144	5300241	5300262	5300283	5300301
Soft Green	5300121	5300145	5300242	5300263	5300284	5300302
Timber Bark	5300129		5300243	5300264	5300285	5300303
Traditional Red	5300122		5300244	5300265	5300286	5300304
Woodland Cream	5300123	5300150	5300245	5300266	5300287	5300289


See Page 65 for the range of colour swatches 

HARDIE® VL PLANK ACCESSORIES


Hardie™ VL Plank Starter Profile	
SKU	
5300190	




Hardie™ VL Plank Window Head & Vertical Starter Trim	
Colours	SKU
Anthracite Grey	5300701
Arctic White	5300702
Chestnut Brown	5300708
Grey Slate	5300703
Khaki Brown	5300707
Light Mist	5300704
Midnight Black	5300705
Sail Cloth	5300706




Hardie™ VL Plank Window Reveal Trim	
Colours	SKU
Anthracite Grey	5300727
Arctic White	5300728
Chestnut Brown	5300734
Grey Slate	5300729
Khaki Brown	5300733
Light Mist	5300730
Midnight Black	5300731
Sail Cloth	5300732




Hardie™ Plank Screw (Box of 250)	
Size	SKU
4.2 x 40mm	5300309



Hardie™ VL Plank J Profile	
Colours	SKU
Anthracite Grey	5300753
Arctic White	5300754
Chestnut Brown	5300760
Grey Slate	5300755
Khaki Brown	5300759
Light Mist	5300756
Midnight Black	5300757
Sail Cloth	5300758



Hardie™ VL Plank 2-Part External Corner Trim	
Colours	SKU
Anthracite Grey	5300779
Arctic White	5300780
Chestnut Brown	5300786
Grey Slate	5300781
Khaki Brown	5300785
Light Mist	5300782
Midnight Black	5300783
Sail Cloth	5300784




HARDIE® VL PLANK INSTALLATION VIDEO 

To learn more about how to install Hardie VL Plank Cladding, check out our video



TAPCOSLATE CLASSIC

Slate... but not as you know it!



CONSERVATORIES



GARAGES



NEW BUILD



GARDEN ROOMS




**UK
CA**



HARDIE® PANEL

Introducing the Hardie® Panel range

Purposely designed as external cladding for commercial buildings in both new build and renovation. Hardie® Panel and Hardie® Architectural Panel cladding can be used in a ventilated construction fixed to either timber frame, steel frame or masonry walls using corrosion resistant rivets. Our cladding can be installed with or without insulation. With Hardie™ Blade saw blade, Hardie® Panel sheets can be easily cut to size on site.




Textures



Colours

6 Colours available in three textures stocked in the UK.



Hardie Panel Cladding Sizes	
Thickness	8mm
Length	3048mm
Width	1220mm
Weight	11.2 kg/m ²
Density	1300kg/m ³

3.718m² Coverage
Please allow for 10% wastage

15 Year
Warranty

A2
fire-rated

Panels			
Colours	Hardie® Architectural Panel	Hardie® Architectural Panel	Hardie® Panel
	Brushed Concrete	Smooth Sand	Smooth
Anthracite Grey	5428362	5428352	5420352
Arctic White	5673622	5678352	567352
Cobble Stone	5758362	5758352	5753521
Grey Slate	5518362	5518352	5510352
Light Mist	5848362	5848352	
Midnight Black	5958362	5958352	595352

Trims & Accessories			
Colours	Hardie® Panel Screws	External Corner Profile 10mm	Horizontal Drip Profile 3m
Anthracite Grey	5300448	5300428	
Arctic White	5300291	5300225	
Boothbay Blue	5300292	5300226	
Chestnut Brown	5300305	5300227	
Cobble Stone	5300293	5300228	
Evening Blue	5300294	5300230	
Grey Slate	5300450	5300430	
Heathered Moss	5300306	5300231	
Khaki Brown	5300296	5300233	
Light Mist	5300297	5300234	
Midnight Black	5300298	5300235	5300222
Monterey Taupe	5300299	5300236	
Mountain Sage	5300307	5300237	
Pearl Grey	5300449	5300429	
Rich Espresso	5300451	5300431	
Sail Cloth	5300301	5300241	
Soft Green	5300302	5300242	
Timber Black	5300303	5300243	
Traditional Red	5300304	5300244	
Woodland Cream	5300289	5300245	

COMPOSITE SLATTED CLADDING

Composite Slatted Cladding, sometimes referred to as Box Cladding, replicates the look of individual timber slats with the added design aspect of slatted battens.

Featuring a four-slat castellation, each Slatted Panel gives 200mm coverage when lapped – providing a larger scope than the average slatted board on the market. We also stock a range of Slatted Cladding Trims to seamlessly edge any corners, wall ends, window or door frames.

Manufactured from sustainably sourced composite and wood materials, Slatted Cladding is environmentally friendly, low-maintenance and easy to install.



L Trim				
Colour	Length (mm)	Width (mm)	Depth (mm)	SKU
Anthracite Grey	2200	50	50	CCASG
Black	2200	50	50	CCABL
Cedar	2200	50	50	CCASC
Misty Grey	2200	50	50	CCAMW
Oak	2200	50	50	CCANO
Walnut	2200	50	50	CCAW



Composite L Trims are Used to hide exposed ends of Slatted Cladding Panels, and can be used on corners or window and door reveals to provide a neat edge.

Slatted Cladding Boards				
Colour	Length (mm)	Width (mm)	Depth (mm)	SKU
Anthracite Grey	2500	220	26	CBCSG2.5
Black	2500	220	26	CBCBL2.5
Cedar	2500	220	26	CBCSC2.5
Misty Grey	2500	220	26	CBCMW2.5
Oak	2500	220	26	CBCNO2.5
Walnut	2500	220	26	CBCW2.5



These versatile boards can be installed internally or externally, and either vertically or horizontally. All the trims are suitable for vertical installation, but only the L Trim suits a horizontal finish.

End Trim				
Colour	Length (mm)	Width (mm)	Depth (mm)	SKU
Anthracite Grey	2500	50	50	CCENDSG
Black	2500	50	50	CCENDBL
Cedar	2500	50	50	CCENDSC
Misty Grey	2500	50	50	CCENDMW
Oak	2500	50	50	CCENDNO
Walnut	2500	50	50	CCENDW




Composite Slatted End Trims are designed to begin the Slatted Wall, with the male end of the first panel slotting seamlessly into the trim.

Corner Trim				
Colour	Length (mm)	Width (mm)	Depth (mm)	SKU
Anthracite Grey	2500	50	50	CCECSG
Black	2500	50	50	CCECBL
Cedar	2500	50	50	CCECSC
Misty Grey	2500	50	50	CCECMW
Oak	2500	50	50	CCECNO
Walnut	2500	50	50	CCECW



Composite External Corner Trims are used to continue the Slatted Wall Cladding around the exterior corners of buildings.

Connector Piece				
Colour	Length (mm)	Width (mm)	Depth (mm)	SKU
Anthracite Grey	2500	67	25	CCCONPG2.5
Black	2500	67	25	CCCONPBL2.5
Cedar	2500	67	25	CCCONPC2.5
Misty Grey	2500	67	25	CCCONPMW2.5
Oak	2500	67	25	CCCONPNO2.5
Walnut	2500	67	25	CCCONPW2.5



This Composite Connector Piece is a unique design to this Composite Slatted System, which is a double-ended male adaptor allowing both the corner trim and the slatted board to be married up.

COMPOSITE CLICK CLADDING

Our new to range Composite 'Click' Cladding boards have a clean, simple installation method, without the need for specialist fixings. Simply screw into place and clip in your next board. This unique system offers a speedy installation and a solid structure that will stand the test of time.



Composite Click Cladding				
Colour	Length (mm)	Width (mm)	Depth (mm)	SKU
Anthracite Grey	3600	145	20	CCCAG3.6
Black	3600	145	20	CCCB3.6
Oak	3600	145	20	CCCN3.6
Slate Grey	3600	145	20	CCCSG3.6
Walnut	3600	145	20	CCCW3.6



The innovative click cladding system is easy to install and features an attractive wood grain finish.

Corner Trim				
Colour	Length (mm)	Width (mm)	Depth (mm)	SKU
Anthracite Grey	3600	50	50	CCCAAG3.6
Black	3600	50	50	CCCABL3.6
Oak	3600	50	50	CCCNOL3.6
Slate Grey	3600	50	50	CCCASG3.6
Walnut	3600	50	50	CCCWA3.6



Composite Corner Trims are used to hide the exposed ends of the Composite Click Boards, and can be used on corners, window and door reveals, to provide a neat edge.

Click Cladding Starter Clip (Pack of 10)				
Fixed Hole Diameter (mm)	Length (mm)	Width (mm)	Depth (mm)	SKU
4	30	18	10	CCSC



Made from stainless steel, our Composite Cladding Starter Clips are made to be long lasting and stand the test of time.

✓ Easy to Install
✓ Low Maintenance
✓ 10-Year Guarantee
✓ Woodgrain Finish

The Fix ALL sealant and adhesive range is based on patented SMX® Hybrid Polymer Technology, developed through market-leading chemistry, offering formulations with a choice of superior flexibility, initial grab, speed, bond strength, or a combination of these characteristics in both clear and coloured varieties.

ALL you need is... **Fix ALL**

FIX ALL CRYSTAL



100% crystal clear sealant, adhesive and filler. Can be applied inside and outside, in all weather conditions. Primerless adhesion on most construction materials, including wet and humid surfaces. The food safe and anti-mould properties of Crystal make it perfect for all transparent sealing and bonding jobs in kitchens, bathrooms and showers.

- Super clear sealant and adhesive
- Mould resistant - XS1 fungicide
- UV resistant
- Food safe

FIX ALL HIGH TACK



Super strong sealant and adhesive with high initial tack and impressive final bond strength. Suitable for use both indoors and outdoors, in all weather conditions. High Tack is perfect for all heavy duty bonding applications, compatible with most construction materials, even in the wet. It is also highly effective when used as a sealant and is suitable for all sanitary sealing jobs.

- Super strong sealant & adhesive
- High end strength (320kg/10cm²)
- High initial grab - press firmly to activate

FIX ALL TURBO



Super fast curing adhesive with a high final bond strength. Suitable for use both indoors and outdoors, in all weather conditions. Turbo has a rapid strength build-up and is fixed in just 20 minutes. Final bond strength achieved in 3 hours. Perfect for the super fast bonding of most construction materials, even in wet or humid conditions.

- Rapid strength build-up
- Fixed in 20 mins, final bond strength in 3 hour

FIND THE RIGHT FIX ALL® PRODUCT FOR YOUR APPLICATION!

	ALL BONDING & ALL SEALING CRYSTAL	ALL BONDING & ALL SEALING HIGH TACK	ALL BONDING TURBO
Sealing	★★★★★	★★★★★	★★
Bonding	★★★★	★★★★★	★★★★★
Initial Grab	★★	★★★★★	★★★★★
Fast Setting	★	★★	★★★★★
Colours			

For more information please turn to page 181

INTERNAL CLADDING

Comprehensive range of sleek cladding panels for any internal cladding solutions.

zest wall panels

A range of unique and inspiring wall panels suitable for any internal cladding installation including bathrooms and shower rooms.

Zest Wall Panels offer a wide variety of designs, colours and sizes including an exciting mix of marble, stone, tile, and wood effects with matt, satin and gloss finishes. Some of the panels are digitally printed with textured finishes to give an ultra-realistic look and touch.

5 Year Warranty

Choice of realistic finishes including Marble, Stone, Tile & Wood

FEATURES & BENEFITS

- ✓ **Solid Construction**
- ✓ **Impact Resistant**
- ✓ **Ultra-Realistic Design**
- ✓ **Real Textured Finishes**
- ✓ **Matt, Satin & Gloss Finishes**
- ✓ **Quick & Easy To Fit**
- ✓ **100% Waterproof**
- ✓ **Easy To Clean**



78 - Cladding

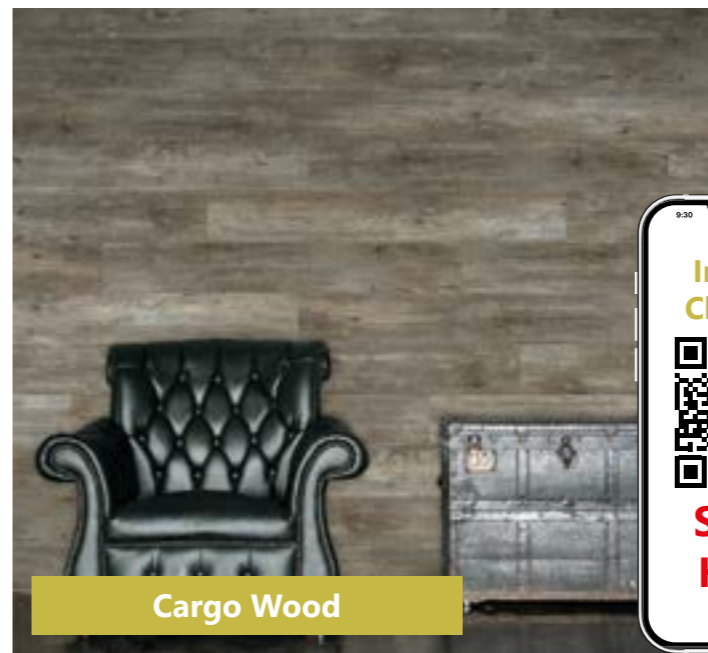

Scandi Oak

Wall Tiles				
Open V Groove Joint				
SKU	Design	Size (mm)	Pk Qty	Panel sq m
DCP3501	Roccia	300 x 600 x 5	11	0.18 m ²
DC74201	Grey Concrete	300 x 600 x 5	11	0.18 m ²
DC01T01	White Stone	300 x 600 x 5	11	0.18 m ²
DC01T24	Wise Stone	300 x 600 x 5	11	0.18 m ²
DC01T22	Boca Stone	300 x 600 x 5	11	0.18 m ²
DC01T78	Dune Grey	300 x 600 x 5	11	0.18 m ²
DC01T62	Urban Pine	300 x 600 x 5	11	0.18 m ²
DC01T04	White Oak	300 x 600 x 5	11	0.18 m ²
DC01F06	Cargo Wood	1200 x 170 x 5	10	0.204 m ²
DC01F05	Hammam Wood	1200 x 170 x 5	10	0.204 m ²


Wall Panels				
Tongue & Groove Flush Fit Joint				
SKU	Design	Size (mm)	Pk Qty	Panel sq m
DC01G26	Roccia	600 x 2600 x 5	2	1.56 m ²
DC01D74	Grey Concrete	600 x 2600 x 5	2	1.56 m ²
DC01G01	White Stone	600 x 2600 x 5	2	1.56 m ²
DC01G24	Wise Stone	600 x 2600 x 5	2	1.56 m ²
DC01G22	Boca Stone	600 x 2600 x 5	2	1.56 m ²
DC01F78	Dune Grey	600 x 2600 x 5	2	1.56 m ²

ZX WALL PANELS

The textured, solid construction and impact resistant 5mm thick ZX Wall panel is ideal for creating a warm, luxurious feel in the home, but equally can be used for larger scale commercial projects.



Cargo Wood



Cladding - 79



Light Vintage Wood

FEATURE WALLS

Combining textures with exciting modern living to give a contemporary and unique feel.

Create a striking impact for the home, office, restaurant, or other commercial opportunity.

These textured feature walls offer a realistic finish, giving the look of real wood and tiles, while adding interest and originality to your project.

Realistic & textured finish

Great for commercial projects



Scorched Beech

Quick and easy to install


Can be installed horizontally or vertically

Feature Walls+


The Feature Wall+ range comes as a complete kit, ready for instant installation. No mess, no fuss. Each kit comprises of:

- 9 Panels
- 6 Clip-on end trims – in a complementary colour
- 90 double-sided adhesive pads


Feature Wall+				
SKU	Design	Size (mm)	Pk Qty	Panel sq m
DC01G13	Victorian Grey	154 x 1200 x 6	9	0.185 m ²
DC01G08	Light Vintage Wood	154 x 1200 x 6	9	0.185 m ²
DC01G12	Scorched Beech	154 x 1200 x 6	9	0.185 m ²
DC01G06	Etched White Cabin	154 x 1200 x 6	9	0.185 m ²
DC01G09	Dark Vintage Wood	154 x 1200 x 6	9	0.185 m ²



Dark Vintage Wood



Etched White Cabin



Light Vintage Wood



Scorched Beech



Victorian Grey

Note
Feature Wall+ and Cabana ranges not to be used in bathrooms.

Cabana Range

The natural washed-wood textured design of the Cabana range is perfect for the rustic beach hut look!

The versatile design is ideal for either homely living spaces or providing that on trend look for any commercial project.

Cabana*				
SKU	Design	Size (mm)	Pk Qty	Panel sq m
DC63D85	Cabana White	154 x 1200 x 6	9	0.185 m ²
DC63C53	Cabana Natural	154 x 1200 x 6	9	0.185 m ²

*Please note the Cabana options only come as panels and not as a kit.



Cabana Natural



Cabana White



Dark Vintage Wood


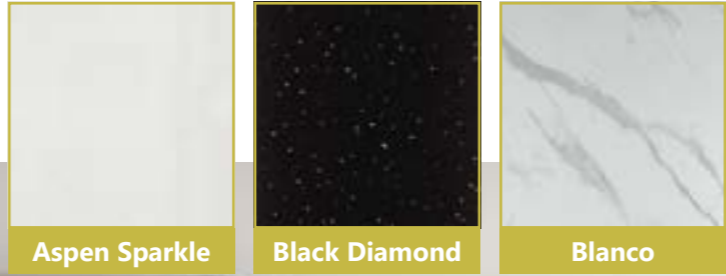
One metre wide panels are perfect for fast installation. With fifteen designs in modern matt, gloss and satin finishes, the 1m wall panels are durable and can be used in either the shower area, or to complete a whole room. **(1000mm x 2400mm x 10mm)**

1M WALL PANELS

Zinc



Mineral



SKU	Design	Pk Qty
LM3005	Zinc	1
LM3009	Mineral	1
LM3010	Nordic	1
LM3011	Blanco	1
LM1002	White Diamond	1
LM1003	Black Diamond	1
LM1007	White Marble	1
LM1008	Storm	1
LM1009	Pergamon	1
LM2001	Lightning	1
LM2004	White Gloss	1
LM3001	Aspen	1
LM3002	Platinum	1
LM3003	Portland	1
LM3004	York	1

2.4 m²
Per Panel



Bianco Spino



Grey Slate



New York Grey




New York Loft



Terrazzo



White Cabin



Industrial Bronzed Mesh



Industrial Concrete Mesh



Loft Brick



Madagascar



Madagascar Wood

500MM WALL PANELS


The 500mm panel range is digitally printed, with some of the designs having a textured finish, providing a realistic and natural feel. All these designs have a seamless pattern, that flows around the room without any disruption to the natural style.

Textured Range			
SKU	Design	Size (mm)	Pk Qty
DC01G49	Grey Slate	500 x 2600 x 6	3
DC01D32	New York Grey	500 x 2600 x 6	3
DC01D49	New York Loft	500 x 2600 x 6	3
DC01F27	White Cabin	500 x 2600 x 6	3
DC01F89P	Industrial Bronzed Mesh	500 x 2600 x 6	3
DC01F88P	Industrial Concrete Mesh	500 x 2600 x 6	3
DC01F37P	Madagascar	500 x 2600 x 6	3
DC01F36P	Madagascar Wood	500 x 2600 x 6	3
DC01F22P	Loft Brick	500 x 2600 x 6	3

Smooth Finish			
SKU	Design	Size (mm)	Pk Qty
DC01G54	Terrazzo	500 x 2600 x 6	3
DC01F83	Bianco Spino	500 x 2600 x 6	3



Madagascar Wood



Terrazzo



Industrial Bronzed Mesh



Madagascar

Cladding - 85

1.3 m²
Per Panel



Angelo Dry Stone



Bombay



Fired Earth



Kensington



Manhattan



Moonstone



Natural Dry Stone



Norse



Oslo Wood



Oslo



Oxide



Polar



Roma



Rustic Wood



Scandi Oak



Subway



Taupe Dune



White Brick



White Dune



Whitestone



Rustic Wood

375MM WALL PANELS

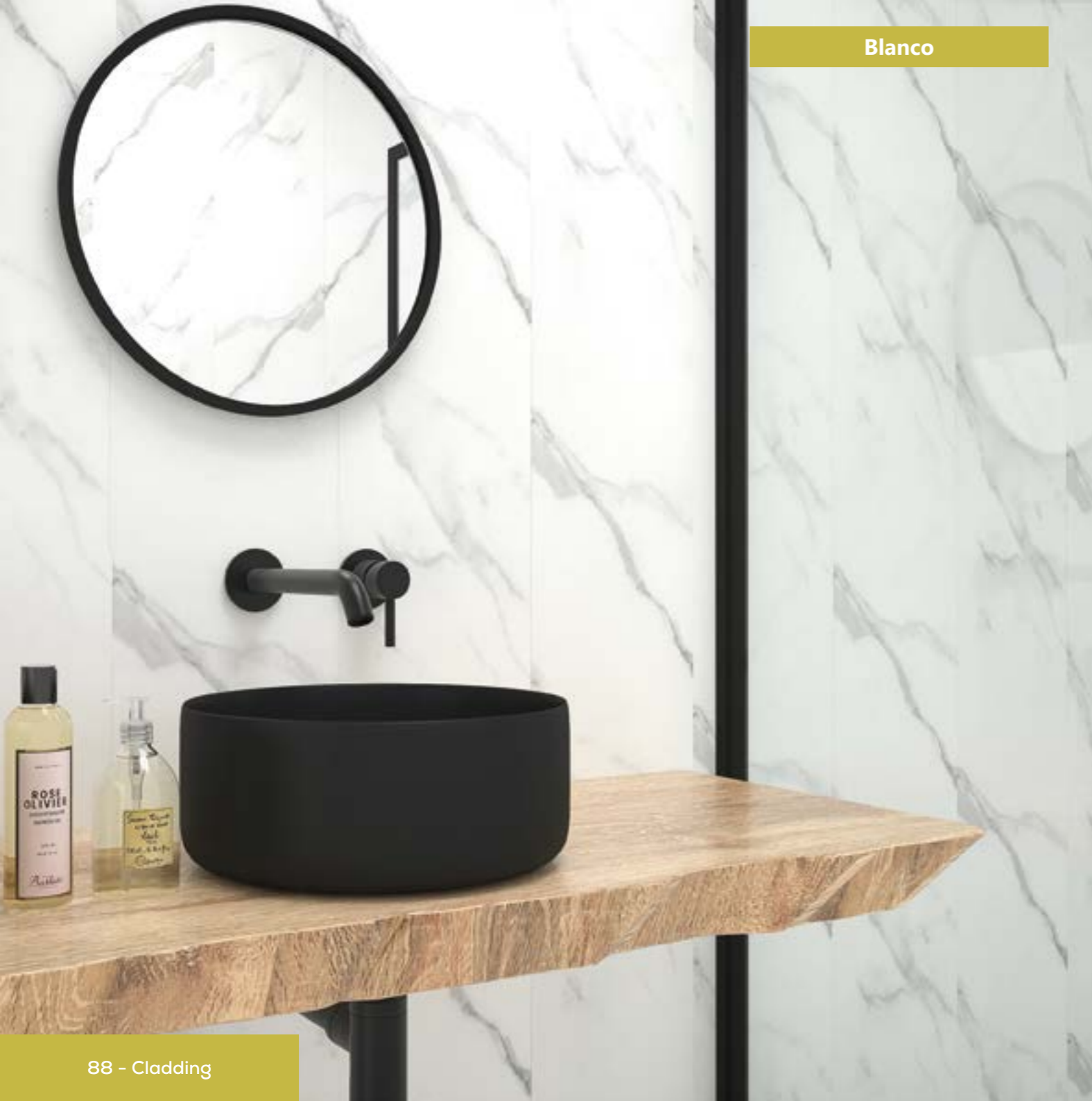
The 375mm digitally printed range of panels offers contemporary tile, stone, marble, and wood designs. Choose from realistic seamless patterns that flow around the room or opt for a natural textured finish. There are subtle tile effects, or the Subway tile with a stunning 3D life like effect, and then there's the Fired Earth satin finish, giving a bronzed rich depth of colour.

375mm Range				
SKU	Design	Size (mm)	Pk Qty	Panel sq m
DC08D16P	Bombay*‡	357 x 2600 x 8	3	0.975 m ²
DC86C71P	Rustic Wood*‡	357 x 2600 x 8	3	0.975 m ²
DC60906P	Subway‡	357 x 2600 x 8	3	0.975 m ²
DC37926P	Roma†	357 x 2600 x 8	3	0.975 m ²
DC55B91P	Fired Earth†	357 x 2600 x 8	3	0.975 m ²
DC01F73P	Oslo‡	357 x 2600 x 8	3	0.975 m ²
DC88F84P	Manhattan‡	357 x 2600 x 8	3	0.975 m ²
DC01F48P	Kensington‡	357 x 2600 x 8	3	0.975 m ²
DC87C12P	Moonstone (STD)†	357 x 2600 x 8	3	0.975 m ²
DC88C12P	Moonstone (LG)†	357 x 2600 x 8	3	0.975 m ²
DC87C15P	Whitestone (STD)†	357 x 2600 x 8	3	0.975 m ²
DC88C15P	Whitestone (LG)†	357 x 2600 x 8	3	0.975 m ²
DC60C46P	White Dune†	357 x 2600 x 8	3	0.975 m ²
DC60C47P	Taupe Dune†	357 x 2600 x 8	3	0.975 m ²
DC36D31P	Oxide*‡	357 x 2600 x 8	3	0.975 m ²
DC01F51P	Scandi Oak*‡	357 x 2600 x 8	3	0.975 m ²
DC43D39P	Norse*‡	357 x 2600 x 8	3	0.975 m ²
DC38D33P	Oslo Wood‡	357 x 2600 x 8	3	0.975 m ²
DC39D35P	Polar*‡	357 x 2600 x 8	3	0.975 m ²
DC88C79P	Natural Dry Stone‡	357 x 2600 x 8	3	0.975 m ²
DC75C67P	Angelo Dry Stone‡	357 x 2600 x 8	3	0.975 m ²
DC01F21P	White Brick*‡	357 x 2600 x 8	3	0.975 m ²

Design Key	
Reference	Texture
†	Smooth
*	Textured
‡	Uninterrupted




Norse



Blanco

250MM WALL PANELS



250mm				
SKU	Design	Size (mm)	Pk Qty	Panel sq m
RM3001P	Aspen	250 x 2600 x 5	4	0.65 m ²
RM3002P	Platinum	250 x 2600 x 5	4	0.65 m ²
RM3003P	Portland	250 x 2600 x 5	4	0.65 m ²
RM3004P	York	250 x 2600 x 5	4	0.65 m ²
RM1002P	White Diamond	250 x 2600 x 5	4	0.65 m ²
RM1003P	Black Diamond	250 x 2600 x 5	4	0.65 m ²
RM3006P	Urban (STD Tile)	250 x 2600 x 5	4	0.65 m ²
RM3007P	Urban (Large Tile)	250 x 2600 x 5	4	0.65 m ²
RM3005P	Zinc	250 x 2600 x 5	4	0.65 m ²
RM1008P	Storm	250 x 2600 x 5	4	0.65 m ²
RM1009P	Pergamon	250 x 2600 x 5	4	0.65 m ²
RM2001P	Lightning	250 x 2600 x 5	4	0.65 m ²
RM3011P	Blanco	250 x 2600 x 5	4	0.65 m ²
RM2009P	Alpine Wood	250 x 2600 x 5	4	0.65 m ²
DC26083P	Alba Grey	250 x 2600 x 10	4	0.65 m ²
DC260L6P	White Wood	250 x 2600 x 10	4	0.65 m ²
DC26274P	Romano Beige	250 x 2600 x 10	4	0.65 m ²
DC26628P	Inari Grey	250 x 2600 x 10	4	0.65 m ²

The 250mm panels come in a wide range of fifteen designs. Easy to manage and install, the range features stone, concrete, tile, wood, satin and marble effects with either matt, gloss or iridescent finishes.

CEILING PANELS

A comprehensive range of ceiling panels designed to cover over imperfections and eliminate the need for time consuming and awkward plastering. Available in satin, gloss, and high gloss finishes.

Ceiling Panels				
SKU	Design	Size (mm)	Pk Qty	Panel sq m
RM2026P	Gloss White	250 x 2600 x 5	4	0.65 m ²
RM2040P	Gloss White	250 x 4000 x 5	4	1.0 m ²
RM2126P	Matt White	250 x 2600 x 5	4	0.65 m ²
RM2140P	Matt White	250 x 4000 x 5	4	1.0 m ²
RM2226P	Gloss White 2 Silver Strip	200 x 2600 x 6	4	0.52 m ²
RM2240P	Gloss White 2 Silver Strip	200 x 4000 x 6	4	0.8 m ²
DC40026P	Satin White	250 x 2600 x 10	4	0.65 m ²
DC40001P	Satin White	250 x 4000 x 10	3	1.0 m ²
DC25126P	White High Gloss	250 x 2600 x 10	4	0.65 m ²
DC21040P	White High Gloss	250 x 4000 x 10	3	1.0 m ²
DC28101	White with Silver Strip	200 x 2700 x 10	8	0.54 m ²
DC28104	White with Silver Strip	200 x 4000 x 10	8	0.8 m ²

Single Silver Strip



Double Silver Strip



Ceiling panels seamlessly complete any project with a professional finish.

TRIMS & ACCESSORIES

5mm Trims

End Cap		
SKU	Product	Length
RM0101T	White End Cap	2600mm
RM0201T	Black End Cap	2600mm
RM0401T	Chrome End Cap	2600mm

Internal Corner		
SKU	Product	Length
RM0102T	White Int Corner	2600mm
RM0202T	Black Int Corner	2600mm
RM0402T	Chrome Int Corner	2600mm

External Corner		
SKU	Product	Length
RM0103T	White Ext Corner	2600mm
RM0203T	Black Ext Corner	2600mm
RM0403T	Chrome Ext Corner	2600mm

5mm Aluminium Trims

End Cap		
SKU	Product	Length
DC58G84	White Alu End Cap	2600mm
DC58G85	Silver Alu End Cap	2600mm
DC58G86	Titanium Alu End Cap	2600mm
DC58G87	Black Alu End Cap	2600mm

Internal Corner		
SKU	Product	Length
DC59G84	White Alu Int Corner	2600mm
DC59G85	Silver Alu Int Corner	2600mm
DC59G86	Titanium Alu Int Corner	2600mm
DC59G87	Black Alu Int Corner	2600mm

External Corner		
SKU	Product	Length
DC60G84	White Alu Ext Corner	2600mm
DC60G85	Silver Alu Ext Corner	2600mm
DC60G86	Titanium Alu Ext Corner	2600mm
DC60G87	Black Alu Ext Corner	2600mm

5-8mm Trims

Clip On End Cap		
SKU	Product	Length
DC48004PK	White Clip On End Cap	2600mm
DC55C26PK	Cold Grey Clip On End Cap	2600mm
DC55C03PK	Carbon Clip On End Cap	2600mm
DC55C18PK	Grey Clip On End Cap	2600mm

Universal Corner		
SKU	Product	Length
DC47004PK	White Uni Corner	2600mm
DC82C26PK	Cold Grey Uni Corner	2600mm
DC82C03PK	Carbon Uni Corner	2600mm
DC82C18PK	Grey Uni Corner	2600mm

8-10mm Trims

8-10mm Trims - Multi		
SKU	Product	Length
DC17104PK	White Ext. Corner	2600mm
DC18104PK	White End Cap	2600mm
DC19104PK	White Multipurpose	2600mm

10mm Aluminium Trims

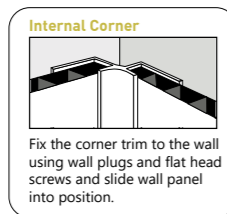
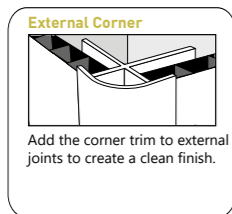
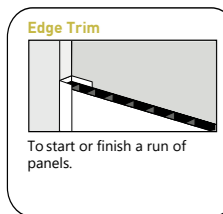
10mm Aluminium Trims - Multi		
SKU	Product	Length
LM0501T	Chrome Alu End Cap	2400mm
LM0502T	Chrome Alu Int Corner	2400mm
LM0503T	Chrome Alu Ext Corner	2400mm

10mm Shower Panel Trims

End Cap		
SKU	Product	Length
LM0101T	White End Cap	2400mm
LM0201T	Black End Cap	2400mm
LM0401T	Chrome End Cap	2400mm

Internal Corner		
SKU	Product	Length
LM0102T	White Int. Corner	2400mm
LM0202T	Black Int. Corner	2400mm
LM0402T	Chrome Int. Corner	2400mm


External Corner		
SKU	Product	Length
LM0103T	White Ext. Corner	2400mm
LM0203T	Black Ext. Corner	2400mm
LM0403T	Chrome Ext. Corner	2400mm



HYGIENIC CLADDING

A quality, cost-efficient, high-performance hygienic wall cladding system which can be applied to new or old surfaces for a clean room environment, making Hygienic Cladding a perfect choice for both residential and commercial usage. Long lasting with a high chemical resistance. Popular sizes available from stock in white - other colours and sizes available to order.

White PVC Sheet	
Size	SKU
1220 x 2440 x 1.5mm	PVCSHEETW1.5
1220 x 3050 x 1.5mm	PVCSHEETW1.5L
1220 x 2440 x 2mm	PVCSHEETW2
1220 x 3050 x 2mm	PVCSHEETW2L
1220 x 2440 x 2.5mm	PVCSHEETW2.5
1220 x 3050 x 2.5mm	PVCSHEETW2.5L
1220 x 2440 x 3mm	PVCSHEETW3
1220 x 3050 x 3mm	PVCSHEETW3L
1220 x 2440 x 6mm	PVCSHEETW6



External Wall Corner	
Size	SKU
1.5mm - 3mm (3050mm)	PVCWEWCL

Internal Corner	
Size	SKU
1.5mm - 3mm (2440mm)	PVCWIWC
1.5mm - 3mm (3050mm)	PCVWIWCL

Internal Corner	
Size	SKU
1.5mm - 3mm (2440mm)	PVCWIWC
1.5mm - 3mm (3050mm)	PCVWIWCL

H Jointing Trim	
Size	SKU
1.5mm - 3mm (2440mm)	PVCWH



WINDOW TRIMS

A large selection of trims, angles, beading, architraves & accessories.

The wide range of window trims we stock provide a neat, clean and dry means of finishing areas around windows and doors. These trims eliminate the need for wet trades, thereby significantly reducing the time required for installation. We can offer something for all kinds of projects, from window boards, trims and endcaps, as well as a selection of architraves and angles. Some of these products may also be used as decorative additions in roofline and cladding installations.



D Mould

D Mould is an attractive shaped window trim that helps to provide the perfect finish to any installation. 25mm wide trims are available in white and a range of colours and woodgrain patterns. 50mm and 75mm varieties available solely in white.



Rectangles

PVC Rectangular trims are used for completing box sash window installations, providing an aesthetically pleasing finish to the installation.



Edge Fillets

These trims are used for covering spaces around newly installed windows and doors and are available in 20mm and 28mm widths.



Quadrants

Quadrant trims can be used for a range of jobs including tidying up areas and covering joints around doors and windows.



Architrave

Architrave is used to hide gaps between walls, door jambs, window frames and floors. A wide range of 12 colours is available to match most installation requirements, while we stock both Freefoam and Swish's architrave products, to give even further choice.



Angled Bead

These uPVC bead trims can be used on internal and external joints to elegantly cover gaps from newly fitted doors or windows and provide a clean finish. Available in 5 metre lengths.



Scotia

Scotias are ideal for bridging gaps between internal corners. The concave profile makes them perfect for covering expansion gaps.



Decorative Architrave

Decorative architrave moulding adds a premium touch to the finish of any doorway or window.

Swish Colour Key



Architrave	Anthracite Grey Foil	Smooth Anthracite Grey Foil	Agate Grey Foil RAL7038	Black Grain	Smooth Black Foil	Bright White	Cream Foil	Chartwell Green Foil	Irish Oak	Light Oak	Mahogany
45mm x 6mm	FA45AGF	C254SX	FA45AGG	FA45BL	C254SZ	FA45BW	FA45CF	FA45CGF	FA45IO	FA45LO	FA45M
70mm x 6mm	FA70AGF	C258SX	FA70AGG	FA70BL	C258SZ	FA70BW	FA70CF	FA70CGF	FA70IO	FA70LO	FA70M
95mm x 6mm	FA95AGF	C259SX	FA95AGG	FA95BL	C259SZ	FA95BW	FA95CF	FA95CGF	FA95IO	FA95LO	FA95M

Architrave	Pebble Grey Foil RAL7032	Rosewood	Smooth Slate Grey Foil	White	White Foil
45mm x 6mm	FA45PGF	FA45R	FA45SGF	FA45W	FA45WF
70mm x 6mm	FA70PGF	FA70R	FA70SGF	FA70W	FA70WF
95mm x 6mm	FA95PGF	FA95R	FA95SGF	FA95W	FA95WF

Angled Bead	Agate Grey Foiled	Anthracite Grey Foiled	Cream Foiled	Light Oak	Rosewood	Bright White
20mm x 15mm	610AGG	610AGF	610CF	610LO	610R	610BW

D Mould	Anthracite Grey Foil	Smooth Anthracite Grey Foil	Black Grain	Smooth Black Foil	Bright White	Cream Foil	Chartwell Green Foil	Irish Oak	Light Oak	Mahogany	Pebble Grey Foil RAL7032
25mm x 6mm	D25AGF	C205SX	D25BL	C205SZ	D25BW	D25CF	D25CGF	D25IO	D25LO	D25M	D25PGF

D Mould	Rosewood	Smooth Slate Grey Foil	White	White Foil
25mm x 6mm	D25R	D25SGF	D25W	D25WF
50mm x 6mm			D50W	
75mm x 6mm			D75W	

Edge Fillets	Anthracite Grey Foil	Black Grain	Light Oak	Mahogany	Pebble Grey Foiled	Rosewood	White	Bright White
20mm	EF20AGF	EF20BL	EF20LO	EF20M		EF20R	EF20W	EF20BW
28mm			686LO		686PGF	686R	686W	



Quadrants	Anthracite Grey Foil	Black Grain	Bright White	Cream Foiled	Chartwell Green Foiled	Irish Oak	Light Oak	Mahogany	Pebble Grey Foiled	Rosewood	White	White Foil
12mm		Q12BL	Q12BW				Q12LO	Q12M		Q12R	Q12W	
17.5mm	Q17AGF	Q17BL	Q17BW	Q17CF	Q17CGF	Q17IO	Q17LO	Q17M	Q17PGF	Q17R	Q17W	Q17WF

Rectangles	Anthracite Grey Foil	Black Grain	Bright White	Irish Oak	Light Oak	Mahogany	Rosewood	White	White Foil
15mm x 13mm			R1513BW			R1513M		R1513W	
25mm x 20mm	R2520AGF	R2520BL	R2520BW	R2520IO	R2520LO	R2520M	R2520R	R2520W	R2520WF

Decorative Architrave	White
70mm x 15mm	SD70W
120mm x 15mm	SP120W

Scotia	White
22mm	SC22W



Architrave	Agate Grey	Anthracite Grey Foiled	Black Ash	Chartwell Green Foil	Cream Foil	Irish Oak	Light Oak	Rosewood
40mm x 6mm	FA45AGG	FFA45WGAG	FFA45WGB	FFA45CGF	FFA45WGCR	FFA45WGI	FFA45WGO	FFA45WGR
60mm x 6mm	FA70AGG	FFA65WGAG	FFA65WGB	FFA65CGF	FFA65WGCR	FFA65WGI	FFA65WGO	FFA65WGR
90mm x 6mm	FA95AGG	FFA90WGAG	FFA90WGB	FFA90CGF	FFA90WGCR	FFA90WGI	FFA90WGO	FFA90WGR
Architrave	White	White Foiled						
40mm x 6mm	FFA45W	FFA45GW						
60mm x 6mm	FFA65W	FFA65GW						
90mm x 6mm	FFA90W	FFA90GW						

D Mould	Agate Grey	Black Ash	Chartwell Green Foil	Cream Foil	Irish Oak	Light Oak	Rosewood	White	White Foiled
28mm x 6mm D Section	D25AGG	FD28WGB	FD28CGF	FD28WGCR	FD28WGI	FD28WGO	FD28WGR	FD28W	FD28WGW

Edge Fillets	Agate Grey	Cream Foil	Black Ash	Chartwell Green Foil	Light Oak	Rosewood	White
20mm	FF20AGG	FF20WGCR	FF20WGB	FF20CGF	FF20WGO	FF20WGR	FF20W

Quadrants	Agate Grey	Black Ash	Chartwell Green Foil	Cream Foil	Irish Oak	Light Oak	Mahogany	Rosewood
15mm		FQ15WGB	FQ15CGF	FQ15WGCR	FQ15WGI	FQ15WGO	FQ15WGM	FQ15WGR
19mm	Q17AGG	FQ19WGB	FQ19WGCHG	FQ19WGCR	FQ19WGI	FQ19WGO		FQ19WGR
Quadrants	White	White Foiled						
15mm	FQ12W	FQ15GW						
19mm	FQ19W	FQ19GW						



NORTH WEST

01204 800 565
sales.northwest@nbp.co.uk

YORKSHIRE & HUMBERSIDE

0113 277 8600
sales@nbp.co.uk

Nationwide Delivery - Give your nearest depot a call today!

NORTH EAST

0191 300 6050
sales.northeast@nbp.co.uk

MIDLANDS

01455 249 400
sales.eastmidlands@nbp.co.uk

**WHY NOT
GIVE US
A CALL
TODAY**


COLORMAX
technology

Architrave	Anthracite Grey Smooth Gloss	D Mould	Anthracite Grey Smooth Gloss
40mm x 6mm	FA45AG	28mm x 6mm D Section	D25AG
60mm x 6mm	FA70AG		
90mm x 6mm	FA95AG		

Freefoam Colour Key




Skirting



High quality ogee PVC skirting & door surround. Fast installation, low maintenance, with no more sanding or painting, leaving a neat professional finish.


SKU: **FSK125W**
Length: **5m**
Thickness: **16mm**

Architrave



SKU: **FSD70W**
Length: **5.3m**
Thickness: **18mm**

Square Trim



Trim with four full square edges. Perfect for use around windows, creating a neat finish.

SKU: **FR15W**
Length: **2.5m**
Thickness: **15mm**

FEATURES & BENEFITS

The ideal low maintenance, quick fix solution to any home improvement project. Save time with no more sanding or painting with these new, streamlined solution, providing a neat professional finish every time.



FEATURES & BENEFITS

- ✓ Available in two profiles
- ✓ Simple to install
- ✓ Easy cut-to-size grooves
- ✓ Multi-width design overcomes cavity width variations

WINDOW BOARDS

PVC Cover
Window Board *Swish*
BUILDING PRODUCTS

These Window Boards feature a traditional round 'bullnose' appearance and are available in white and a selection of authentic woodgrain options. Simple to install, these are manufactured using premium UPVC raw materials, ensuring the boards will deliver years of high-performance.

Window Boards	Irish Oak	Light Oak	Mahogany	Rosewood	White
150mm x 5m x 9mm					BWB150W
175mm x 5m x 9mm	BWB175IO	BWB175LO	BWB175M	BWB175R	BWB175W
200mm x 5m x 9mm					BWB200W
225mm x 5m x 9mm	BWB225IO	BWB225LO	BWB225M	BWB225R	BWB225W
250mm x 5m x 9mm					BWB250W
300mm x 5m x 9mm					BWB300W
405mm x 5m x 9mm				BWB405R	BWB405W

Endcaps/Accessories



(135mm) Bullnose Endcap
SKU: **BWBEC135W**



(300mm) Bullnose Endcap
SKU: **BWBEC300W**



(5m) Windowboard Channel
SKU: **WBCW**

Swish Colour Key



FEATURES & BENEFITS

- ✓ Ready to install
- ✓ Strong & durable
- ✓ Clean & easy installation with no dust or mess
- ✓ Low maintenance
- ✓ Will not crack or warp
- ✓ No sanding, painting or treatment required
- ✓ Class 1 fire rating
- ✓ Fully recyclable
- ✓ Non-toxic

PVC Cover Window Board



Window Boards	White
150mm x 5m x 9mm	FBW150W
175mm x 5m x 9mm	FBW175W
200mm x 5m x 9mm	FBW200W
225mm x 5m x 9mm	FBW225W
250mm x 5m x 9mm	FBW250W
455mm x 5m x 9mm Double-Edged	FBW455W



Bullnose Endcaps	White
300mm	FBWDCW



DID YOU KNOW?

Unlike traditional alternatives, this product will never rot or shrink, and they will never need painting. They are easily trimmed with standard hand tools. A full range of matching accessories are available to ensure a neat and professional finish.

Polyboard/Laminated Windowboard

PVC Windowboard	White
200mm x 5m x 22m	LWB200W
225mm x 5m x 22m	LWB225W
250mm x 5m x 22m	LWB250W



Complete Replacement Board

A range of high quality, durable PVC window boards, available in the most popular sizes, which feature a hollow, corrugated core to reduce weight whilst maintaining strength.

Laminated Window Board

Laminated Window Board	Anthracite Grey	Cream	Golden Oak	Mahogany	Natural Oak (Irish Oak)	Rosewood	White
150mm x 5m			PB150GO	PB150M	PB150NO	PB150R	PB150W
180mm x 5m			PB180LGO	PB180M	PB180NO	PB180R	PB180W
200mm x 5m	PB200AG *4.1m		PB200GO		PB200NO	PB200R	PB200W
225mm x 5m	PB225AG *4.1m		PB225GO		PB225NO	PB225R	PB225W
250mm x 5m	PB250AG *4.1m	PB250CR	PB250GO	PB250M	PB250NO	PB250R	PB250W
300mm x 5m	PB300AG *4.1m		PB300GO	PB300M		PB300R	PB300W
600mm (3m)	PB600AG3		PB600GO3		PB600NO3	PB600R3	PB600W3
600mm (4.1m)							PB600W4.1
600mm (5m)			PB600GO5	PB600M5		PB600R5	PB600W5
900mm (3m)			PB900GO3	PB900M3	PB900NO3	PB900R3	PB900W3
900mm (4.1m)							PB900W4.1

Accessories	Anthracite Grey	Brown	Cream	Golden Oak	Irish Oak	Rosewood	Tan	White
Endcap	PBECAG	PBECBR	PBECCR	PBECGO	PBECLO	PBECRW	PBECC	PBECW
External Mitre Joint	PBEJAG	PBEJBR	PBEJCR		PBEJLO	PBEJRW	PBEJC	PBEJW
Mitre Joint	PBJAG	PBJBR	PBJCR		PBJLO	PBJRW	PBJC	PBJW

FEATURES & BENEFITS

- Moisture Resistant
- Scratch Resistant
- Burn Resistant
- Never Needs Painting
- Stain Resistant
- Never Shrinks

Polyboard and Accessories Colour Key



External Window Cills

A range of high-quality cills available in 85mm, 150mm, 155mm, 180mm and 185mm widths. Pressure-laminated to resist scratches, heat, and moisture. These are produced by Spectus Window Systems in the UK, who are part of the Epwin Group, and have been manufacturing profiles for over thirty years.



External Stub Cills	Anthracite Grey + White	Light Oak + Tan	Light Oak + White	Rosewood + Brown	Rosewood + White	White
85mm (55mm Bed)	EC085AW					
85mm (70mm Bed)		EC085O	EC085OW	EC085R	EC085RW	EC085BW



External Cills	Anthracite Grey + White	Mahogany + Brown	Mahogany + White	Light Oak + White	Rosewood + Brown	Rosewood + White	White
150mm	EC150AW						
155mm (70mm Bed)		EC155M	EC155MW	EC155OW	EC155R	EC155RW	EC155BW
180mm	EC180AW						
185mm (70mm Bed)							EC185BW
225mm	EC225AW						

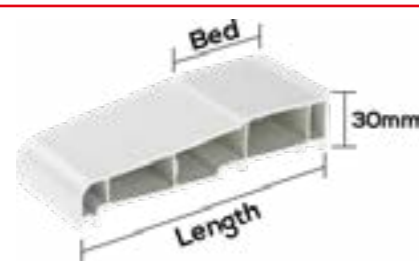


End Caps (Pair)	Anthracite Grey	Black	Brown	Tan	White
85mm Stub Cill End Caps 55mm Bed	ECEC085G				
85mm Stub Cill End Caps 70mm Bed			ECEC085B	ECEC085T	ECEC085W
155mm Cill End Caps (Pair)			ECEC155BR	ECEC155T	
225mm Cill End Caps (Pair)	ECEC225G	ECEC225BL	ECEC225B	ECEC225T	ECEC225W



Universal External Cill End Cap (Pair)	Brown	Tan
70mm Bed	ECECUB	ECECUT

Cill Dimensions



Cill Colour Key



WINDOW ACCESSORIES

Universal Window Frame Fixing Lugs

Size	Lip/Claw Height	SKU
1.2mm x 202mm	5.2mm	FIXINGLUGS



Compatible with most uPVC profile systems. Works with 50mm, 75mm and 100mm cavities. Made from galvanised steel.

Chisel Knife

Length	SKU
32mm	CHISELKNIFE



Stiff chrome polished chisel blade, ideal for removing window beads. Cushion grip handle with steel end cap.

Don Carlos Moon Knife

SKU
DONCARLOS



Premium crescent shaped moon knife with a carbon steel blade and light-coloured wooden handle.

Crescent Moon Knife

SKU
MOONKNIFE



A super-sharp crescent moon knife for glazing professionals.

Thor Glazing Hammer

Size	SKU
Small	GHS
Large	GHL



The shaft is manufactured from superior Nylon while it has a rubber grip for better purchase.

Stanley Window Scraper

SKU
WINDOWSCRAPER



Ideal for removing excess paint/stickers from windows. Supplied with 1 heavy duty blade.

Glazing Shovel

SKU
GLAZINGSHOVEL



These handy glazing shovels are ideal for positioning sealed glazed units as well as removing excess silicone.

DID YOU KNOW?

WE STOCK LEVEL 5 ANTI CUT GLOVES

Level 5 Anti Cut Gloves provide the best anti-cutting protection and are commonly worn for the handling of plate glass and similar materials making them perfect for window fitters.

See Page 200 for more details



Packers

Wedge Packers (1,000)		Mixed Packers (100)	
WP281-3	28mm x 1-3mm	MP24	24mm
WP283-5	28mm x 3-5mm	MP28	28mm (Standard)

Frame Packers (1,000)	
FPU1	50mm x 60mm x 1mm WHITE
FPU2	50mm x 60mm x 2mm RED
FPU3	50mm x 60mm x 3mm GREY
FPU53	53mm x 62mm x 10mm NATURAL
FPU6	53mm x 62mm x 6mm BLUE

Bridge Packers (1,000)	
BP20	20mm
BP265	26mm x 5mm
BP284	28mm x 4mm
BP325	32mm x 5mm
BP327	32mm x 7mm

Flat Packers (1,000)	
FP152	15mm x 2mm BLACK
FP154	15mm x 4mm GREY
FP155	15mm x 5mm ORANGE
FP156	15mm x 6mm CLEAR
FP241	24mm x 1mm GREEN
FP242	24mm x 2mm BLACK
FP243	24mm x 3mm WHITE
FP244	24mm x 4mm GREY
FP245	24mm x 5mm BLUE
FP246	24mm x 6mm RED
FP281	28mm x 1mm GREEN
FP282	28mm x 2mm BLACK
FP283	28mm x 3mm WHITE
FP284	28mm x 4mm GREY

Flat Packers (1,000)	
FP285	28mm x 5mm BLUE
FP286	28mm x 6mm RED
FP301	30mm x 1mm GREEN
FP302	30mm x 2mm BLACK
FP303	30mm x 3mm WHITE
FP304	30mm x 4mm GREY
FP305	30mm x 5mm BLUE
FP306	30mm x 6mm RED
FP321	32mm x 1mm GREEN
FP322	32mm x 2mm BLACK
FP323	32mm x 3mm WHITE
FP324	32mm x 4mm GREY
FP325	32mm x 5mm BLUE
FP326	32mm x 6mm RED
FP402	40mm x 2mm BLACK
FP403	40mm x 3mm WHITE
FP404	40mm x 4mm GREY

Packers Size, Thickness and Colour Variations		Thickness								
		1mm	2mm	3mm	4mm	5mm	6mm	7mm	10mm	
Type & Size	Flat	15mm		●		●	●	⊗		
		24mm	●	●	○	●	●	●		
		28mm	●	●	○	●	●	●		
		30mm	●	●	○	●	●	●		
		32mm	●	●	○	●	●	●		
		40mm		●	○	●				
	Bridge	26mm					●			
		28mm				●				
		32mm					●		●	
	Frame	50mm x 60mm	○	●	●					
		53mm x 62mm						●		●
	Wedge	28mm	←→							
		28mm			←→					
	Mixed	24mm	●	●	●	●	●	●		
28mm		●	●	●	●	●	●			

A wide range of professional packers designed for the industry are available from stock. All specific ranges of packers come in box quantities of 1,000. General mixed packers come in packets of 100.




Flat Packer



Bridge Packer



Frame Packer



Wedge Packer

FLAT CANOPIES

A comprehensive range of high quality composite GRP door canopies suitable for all types of properties are available to order to perfectly fit any project.

Cartmell

CARTMELLG

Flat roof door canopy with deep corbel brackets.

Epsom

EPSOMG

Flat door canopy with concealed fixing points.

Hexham

HEXHAMG

Flat door canopy with concealed fixing points.

MONO CANOPIES

Cheltenham

CHELTHENHAMG

CHELTHENHAMBR

CHELTHENHAMT

A mono pitch door canopy with smooth fascia and underside contrasted by tongue and groove effect sides.

Chepstow

CHEPSTOWG

Door canopy with curve sloping roof and ornate corbel brackets.

Plumpton

PLUMPTON

PLUMPTONBR

PLUMPTONT

A mono pitch door canopy with smooth fascia and underside contrasted by tongue and groove effect sides.

Available to Order



Manufactured in the UK



DUO CANOPIES


Ascot



ASCOTBR ASCOTG ASCOTT

The main frame has a smooth finish with timber board effect to the underside of the roof pitch.


Beverley



BEVERLEYBR BEVERLEYG BEVERLEYT

The main frame has a Victorian style central finial with a smooth finish. The underside of the roof pitch has a timber board effect.


Kempton



KEMPTONBR KEMPTONG KEMPTONT

The main frame has a decorative central spur with a smooth finish.


Lingfield



LINGFIELDBR LINGFIELDG LINGFIELDT

The main frame has a fleur-de-lis style pediment with a smooth finish. The underside of the roof pitch has a timber board effect.


Redcar



REDCARBR REDCARG REDCART

The main frame has a simple cross member/vertical fascia. The underside of the roof pitch has a timber board effect.

Sedgefield



SEDFIELDBR SEDFIELDG SEDFIELDT

The main frame has a simple cross member/vertical fascia. The underside of the roof pitch has a timber board effect.


Windsor



WINDSORBR WINDSORG WINDSORT


A traditional duo-pitch canopy with a chevron board effect fascia with smooth underside.

Canopy Key



Duo Canopy Flat Canopy Mono Canopy

Colour Key



Brown Tile Grey Tile Terracotta Tile GRP

★ **10-Year Warranty** ★
Bespoke Sizes Available



BOW CANOPIES

These canopies are quick and easy to install, which saves on labour costs. No maintenance is required apart from an occasional wash down with soap and water.

Available in four sizes from 1800 to 3400mm, with the maintenance free self-coloured GRP complementing PVCU windows and representing an attractive & cost effective alternative to fabricating a canopy on site.

All bow canopies come with optional foam filling for insulation & sound proofing properties.

Bow Canopy Foam Filled				
Colour	1800mm	2400mm	2800mm	3400mm
Anthracite Grey	BCFF1800AG	BCFF2400AG		
Dark Brown	BCFF1800DB	BCFF2400DB	BCFF2800DB	
Light Oak	BCFF1800LO	BCFF2400LO	BCFF2800LO	
Standard White	BCFF1800SW	BCFF2400SW	BCFF2800SW	BCFF3400SW
Ultra White	BCFF1800UW	BCFF2400UW	BCFF2800UW	

MODEL	DIMENSIONS							PROJECTION	
	Size	A	B	C	1D	2D	E		F
1800 Canopy	250	2360	300	1900	1500	256	200		175mm
2400 Canopy	300	2830	300	2500	1900	390	250		310mm
2800 Canopy	310	3150	300	2800	2500	460	260		360mm
3400 Canopy	330	3730	300	3400	2800	590	280		490mm

Decorative Gallows Bracket Covers



Available in 6" & 9" varieties.

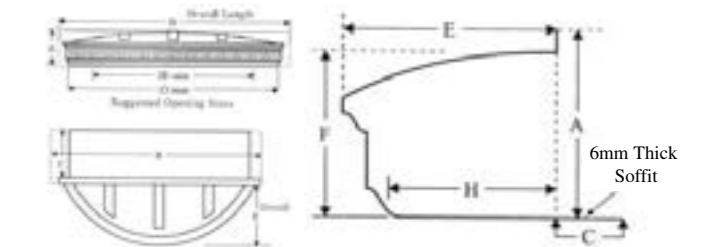
These Decorative Gallows Bracket Covers have been manufactured in smooth finish, rigid GRP and are a pleasing addition to any project. They are easy to fit and maintenance free.

9" Gallows Brackets Cover - In Stock


GB9G GB9G GB9LO GB9SW

6" Gallows Brackets Cover - Special Order

GB6DB GB6LO GB6SW GB6UW



Colour Key



Anthracite Grey Dark Brown Light Oak Standard White Ultra White

FINISHING DETAILS



Gallow's Brackets	
375mm x 300mm	FGBS1
565mm x 450mm	FGBS2
750mm x 600mm	FGBS3
600mm x 300mm	FGBS5



Dentils	
120mm x 105mm	C481W
100mm x 200mm	C482W



Porch Post
88mm (Width) x 88mm (Height)
x 1,710mm (Length)
SKU: PP1710

A large range of finishing details are available from stock, including fully assembled Gallow's Brackets manufactured from a blend of high performing impact resistant polymers giving the weatherability and strength properties required to make the best gallow's brackets on the market.



MORE CHOICE

2 Full fascia ranges available from stock!

DID YOU KNOW?

Our depots stock the largest range of fascia and soffit selections in the UK.

For a full selection of Fascia, Soffit & Accessories, see pages 6 - 28



FLAT ROOFING

We stock a huge range of flat roofing materials including cut-to-size rubber and GRP.



RubberCover EPDM is a high-performance roofing system for residential flat roofing applications limited to 150 m².

Based on an EPDM synthetic rubber membrane with a life expectancy of over 50 years, it is one of the most durable and sustainable roofing systems on the market. It is compatible with a wide range of substrates, making it perfect for renovations as well as new build projects.

EPDM Rubbercover is 1.14mm thick and to offer the customer a cost-effective solution, we stock 4 different size rolls; 3.05m, 3.96m, 4.57m & 6.1m.

SKU: FSRLINM3.05 - 3.05m
SKU: FSRLINM3.96 - 3.96m
SKU: FSRLINM4.57 - 4.57m
SKU: FSRLINM6.1 - 6.1m

Each cut-to-length metre is a linear metre and will be the width of the roll selected.



DID YOU KNOW?

EPDM Information

Important: To help keep costs down, we stock four different roll sizes at every depot, so when we cut-to-length, we are able to select the correct size roll to minimise waste.

EPDM stands for ethylene propylene diene monomer, which is a bit of a mouthful, so it's commonly shortened to EPDM or EPDM rubber.

EPDM gets its name from the chemicals (monomers) that are mixed together in various proportions to form it. These are ethylene, propylene and diene. The ethylene content is usually between 45% to 75%.


EPDM RUBBER ROOFING


EPDM is a rubber-polymer based roofing membrane, that's fast and easy to install using cold-applied methods and water-based adhesives. Manufactured EPDM sheet membrane provides a high-performance solution for all flat roof applications, by offering superior resistance to ozone and UV radiation and waterproofing qualities unmatched by other roofing membranes.


FEATURES & BENEFITS


- ✔ Suitable for residential flat roofs up to 150 metres squared in size
- ✔ 50 year life expectancy
- ✔ Can easily integrate skylights/roof lanterns
- ✔ Can elongate over 300% to accommodate building movement/temperature fluctuations
- ✔ Suitable for use on virtually any new or existing flat roof
- ✔ Flame-free installation
- ✔ Very low life-cycle cost
- ✔ Environmentally friendly – suitable for recycling

Product Range Seam Tapes

Foam Tape Roll*		
Length	SKU	
8m	FSFTR	

3" Seam Tape*		
Length	SKU	
Linear Metre	FSST	

5" Batten Cover Strip*		
Length	SKU	
Linear Metre	FSBCS	

9" Formflash*		
Length	SKU	
Linear Metre	FSFF	

DID YOU KNOW?

What are the different tapes used for?

TAPES

Foam Tape - To be applied with the Kerb Trims.

Seam Tape - Used to adhere two pieces of EPDM together. Must be used with Quickprime Plus.

Batten Cover Strip - Used to cover and seal batten strips and to join two pieces of EPDM membrane. 150mm wide, sold per linear metre, must be used with Quickprime Plus.

Foam Flash - An uncured EPDM flashing tape that is formed by hand and used for detailing pipes, corners and joints, outlets etc. Must be used with Quickprime Plus.

Adhesives & Sealants

Bond & Seal Sealant			
SKU			
FSBS			

Water Block Sealant			
SKU			
FSWBS			

Spray Bonding Adhesive			
Size	Coverage	SKU	
750ml	Approx. 3m ²	FSBASPRAY750	
17L		FSBASPRAY17	

Quickprime Plus		
Size	SKU	
1L	FSQP1	

Bonding Adhesive			
Size	Coverage	SKU	
2.5L	Approx. 5m ²	FSBA2.6	
5L	Approx. 10m ²	FSBA5	
19L	Approx. 38m ²	FSBA19	

Water Based Adhesive			
Size	Coverage	SKU	
2.5L	Approx. 10m ²	FSWBA2.6	
5L	Approx. 20m ²	FSWBA5	
10L	Approx. 40m ²	FSWBA10	


Edge Trim			
Colour	Length	SKU	
Black	2.5m	FSET2.5BL	
Black	3.5m	FSET3.5BL	
White	3.5m	FSET3.5W	

2 Part Gutter Trim			
Colour	Length	SKU	
Black	2.5m	FS2PGTBL	

Foam Kerb Trim + 1 Joint Clip			
Colour	Length	SKU	
Black	2.5m	FSFET2.5BL	

Trims

Foam 2-Part Gutter Trim			
Colour	Length	SKU	
Black	2.5m	FSFGTBL	


External Corner		
Colour	SKU	
Black	FSECBL	
White	FSECW	


Large Corner Endcap		
Colour	SKU	
Black	FSLCECBL	
White	FSLCECW	

Small Edge Trim Endcap		
Colour	SKU	
Black	FSTECBL	
White	FSTECW	

Internal Corner		
Colour	SKU	
Black	FSICBL	
White	FSICW	

Joint Clip		
Colour	SKU	
Black	FSJBL	

Foam External Corner		
SKU		
FSFECBL		

Foam Internal Corner		
SKU		
FSFICBL		

Plastisol Wall Flashing			
Size	Length	SKU	
20 x 70mm	3m	FSPWF	
20 x 100mm	3m	FSPWF1	
35 x 100mm	3m	FSPWF2	

Accessories

Quickscrubber Handle & Pad	
Item	SKU
Handle	FSSCRUBBER
Pad	FSSCRUBBERPAD



Penny Roller	
SKU	
FSPENNYROLLER	



Silicone Roller	
SKU	
FSSILICONROLLER	



EPDM Drain Outlet	
Size	SKU
60mm	FSDO60
80mm	FSDO80



Thru Wall Outlet	
Size	SKU
100mm	FSTWO



Quickseam Pipe Flashing/Boot	
SKU	
FSPF	



Corner Flashing	
Size	SKU
216mm Diameter	FSCF



Termination Bar	
SKU	
FSTB	



Ingenious 'snap-fit' 2-Part Gutter Trim

2 Part Gutter Trim 2.5M (Black) - SKU: FS2PGTBL

It sandwiches the roofing membrane eliminating penetration when fixing.

A unique and patented design, used along the Gutter edge.

A two part trim sold together and comes in 2.5m lengths.



A unique and patented design, used along the gutter edge. It sandwiches the EPDM roofing membrane, eliminating penetration when fixing. It is a 2 part trim sold together and comes in 2.5m lengths.



Benefits:

- Creates the perfect run off for water
- Extruded from recycled materials
- Ensures a watertight finish along the gutter edge



Quicktrim's range of high-quality, environmentally friendly roof edge trims are easy to install and perfectly fit any waterproof roofing membrane. These speedy to install roof edge trims are waterproof, UV stable and can be nailed, glued, drilled, welded and cut while maintaining high performance.

PEELAFFIX20

Introducing the new, revolutionary, self-adhesive EPDM waterproofing membrane.

PeelAffix20 is a self-adhesive waterproofing membrane composed of vulcanised EPDM synthetic rubber with one side that is fully adhesive thanks to the factory addition of a dispersion adhesive. The self-adhesive side is preserved by a white-coloured silicone film. Applications: All waterproofing, metal roofs, flat and sloping wooden roofs, bitumen, PIR insulation panels and other roofs, including all types of gutters and window frames. No primer required for wood or indeed most substrates.

PeelAffix20 Self-Adhesive EPDM Rubber Roof Roll		
Size	Description	SKU
1.5 x 10m x 1.1mm	PeelAffix20 Self-Adhesive EPDM Rubber Roof Roll	PEEL20



PeelAffix20 Lap Sealant		
Size	Description	SKU
300ml	PeelAffix20 Lap Sealant	PABB



FEATURES & BENEFITS

- ✓ Can be laid directly on most substrates
- ✓ Excellent resistance to ozone, UV radiation and weathering
- ✓ Elasticity from -45 °C to 130 °C
- ✓ Easy and quick to install
- ✓ High adhesive power with immediate effect
- ✓ 50 Years life expectancy
- ✓ 20 Years warranty



Self-Adhered



Durable



20-Year Guarantee



Time Saving



PeelAffix20 Self Adhesive EPDM Installation Guide

To learn more about how to install PeelAffix20 EPDM Rubber, check out our video

STRONGHOLD

KEEPING



**25 YEAR
GUARANTEE**



**FAA FIRE
CERTIFIED**



**FROST & HEAT
RESISTANT**



**FOOT TRAFFIC
APPROVED**

STRONGHOLD

Stronghold® GRP (Glass Reinforced Plastic) is a specially engineered solution designed for use by trade professionals. Using an advanced formula of liquid polyester resins, Stronghold® GRP has been developed to produce the perfect all-weather protection for any flat roof.

**Materials
Quantity
Calculator**

Roof Area (m ²)	Resin coverage rate of 1.4kg/m ² (allows for 10% wastage)		Topcoat coverage rate of 0.5kg/m ²		Standard chopped matting 450gsm (33kg covers approx 73m ²)		Catalyst (1kg) based on 4%	Decking Boards 2400 x 590 x 18mm
	Kg	N. of Tins 10kg + 20kg	Kg	N. of Tins 10kg + 20kg	m ²	Rolls (33kg)	Kg	1.44m ² /board
5	7.5	1+0	2.5	1+0	5	1	1	5
10	15	0+1	5	1+0	10	1	1	8
15	22.5	1+1	7.5	1+0	15	1	2	12
20	30	1+1	10	1+0	20	1	2	15
25	37.5	0+2	12.5	0+1	25	1	2	19
30	45	1+2	15	0+1	30	1	3	23
35	52.5	0+3	17.5	0+1	35	1	3	26
40	60	0+3	20	0+1	40	1	3	30
50	75	0+4	25	1+1	50	2	5	38
60	90	1+4	30	1+1	60	2	6	46
70	105	1+5	35	0+2	70	2	7	54
80	120	0+6	40	0+2	80	2	7	61
90	135	0+7	45	1+2	90	3	7	69
100	150	1+7	50	1+2	100	3	7	77

The values above are recommended coverage rates for estimating purposes. We would recommend coverage rates of 1.4-1.5kg/m² for resin and 0.5kg/m² for topcoat.

Liquid Components

Roofing Topcoat Dark Grey		
Weight	SKU	
10kg	FXCGRPTG10	
20kg	FXCGRPTG20	

Roofing Resin		
Weight	SKU	
10kg	FXCGRPR10	
20kg	FXCGRPR20	

Acetone		
Size	SKU	
5L	FXCGRPA5	

Catalyst Medium Activity		
Weight	SKU	
1kg	FXCGRPCM1	

Catalyst All-Season Activity		
Weight	SKU	
5kg	FXCGRPCM5	

Chopped Strand Mat

Chopped Strand Mat		
Gms	Weight	SKU
450	35kg	FXCGRPCSM450
450	17.5kg	FXCGRPCSM450/17.5
600	35kg	FXCGRPCSM600



C1 Pre-Formed External Corner	
SKU	Image
GRPEC	

C4 Pre-Formed Internal Corner	
SKU	Image
GRPEFC	

Trims

90mm Standard Drip Edge Trim	
Length	SKU
3m	FXCGRPEDET



External Angle Trim	
Length	SKU
3m	FXCGRPEAT



Expansion Joint Trim	
Length	SKU
3m	FXCGRPEJIT



Flat Sheet	
Length	SKU
3m	FXCGRPFS



Internal Angle Trim	
Length	SKU
3m	FXCGRPIAT



Raised Edge Trim	
Length	SKU
3m	FXCGRPRET



Simulated Lead Flashing	
Length	SKU
3m	FXCGRPSLFT



Wall Edge Fillet Trim	
Length	SKU
3m	FXCGRPWET



Accessories

Catalyst Dispenser	
Size	SKU
80ml	GRPCD



Glass Fibre Bandage	
Length	SKU
75m	GRPBANDAGE



White Plastic Bucket	
Size	SKU
5L	BUCKET5
10L	BUCKET10



GRP Mixing Bucket	
Size	SKU
12.5L	GRPMIXBUCKET



Scangrit	
Weight	SKU
25kg	GRPCAN25



GRP Trim Adhesive	
SKU	Image
GRPTA	



Rollers + Refills
We stock a wide selection of Aluminium Paddle Rollers (Bubble Busters), Rollers, Frames and Refills to suit all requirements.

SKU	Product Name
GRPFRAME4"	4" Roller Frame
GRPNR4	4" Nylon Roller Refill (Pack of 10)
GRPRF4S	4" Nylon Mini Roller & Frame
GRPNR6	6" Polyester Roller Refill
GRPRF6	6" Polyester Roller & Frame
GRPPR6	6" Aluminium Paddle Roller (Bubble Buster)
GRPNR9	9" Polyester Roller Refill
GRPRF9	9" Polyester Roller & Frame
GRPPR9	9" Aluminium Paddle Roller (Bubble Buster)
GRPNR10	10" Bluestripe Nylon Roller Refill
GRPVR10	10" Velour Roller Refill



- ✓ Training Courses available*
- ✓ Guaranteed for 25 years
- ✓ FAA Fire Rated

GRP INSTALLATION VIDEO



To learn more about how to install GRP, check out our video series



NORTH WEST

01204 800 565
sales.northwest@nbp.co.uk

YORKSHIRE & HUMBERSIDE

0113 277 8600
sales@nbp.co.uk

NORTH EAST

0191 300 6050
sales.northeast@nbp.co.uk

MIDLANDS

01455 249 400
sales.eastmidlands@nbp.co.uk

**WHY NOT
GIVE US
A CALL
TODAY**

Nationwide Delivery
Give your nearest depot a call today!



S1 ROOF LANTERN


SECURE | SUSTAINABLE | STYLISH
Performance through innovation

The S1 lantern combines aluminium's clean lines with exceptional thermal performance and features innovative Thermlock® multi-chamber technology. Available glazed or unglazed. 10-Year product warranty.



Ultra low-line aesthetics

The S1 lantern features ultra low-line aesthetics so rafter and hip top caps sit close to the glazing level on the exterior, creating a sleek, modern look.



The UK's most secure lantern

The S1 Roof Lantern has been designed with security in mind. It has several impressive anti-theft features including anti-tamper screws, anti-tamper glazing and a glass lock, alongside a unique high-security ridge end. These innovative features combine to make the S1 Roof Lantern, the UK's most secure aluminium lantern roof.



Exceptional thermal performance

Made with Thermlock® multi-chamber technology, and industry leading 28mm glazing, the S1 Lantern seals against draughts, leaks and heat loss. The glass also has solar control, which reflects heat away in summer and keeps it in during winter.



SELF CLEANING

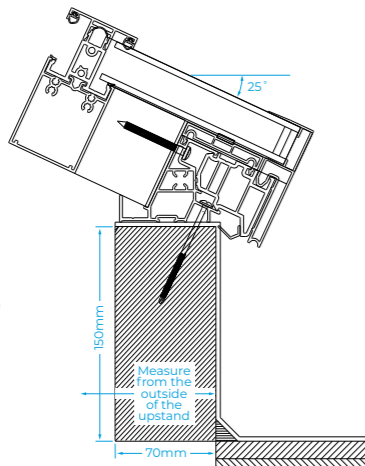


OUTSTANDING SOLAR CONTROL



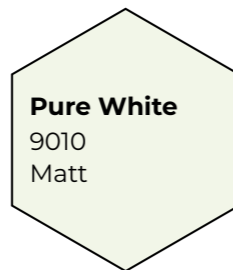
SUPERB U-VALUE PROPERTIES

MINIMUM UPSTAND DIMENSIONS



Lantern Colours

Available in three standard powder coated colours, Pure White, Anthracite Grey and Jet Black*.



*Bespoke colours can be ordered to match your particular project requirements on request.

S1 Roof Lanterns - Glazed		
Size	Colour	SKU
1400mm x 1400mm	White	LANTERN1414GWH
1500mm x 1000mm	White	LANTERN151GWH
2000mm x 1000mm	White	LANTERN21GWH
2500mm x 1500mm	White	LANTERN2515GWH
1400mm x 1400mm	Black	LANTERN1414GBL
1500mm x 1000mm	Black	LANTERN151GBL
2000mm x 1000mm	Black	LANTERN21GBL
2500mm x 1500mm	Black	LANTERN2515GBL
1400mm x 1400mm	Anthracite Grey	LANTERN1414GAG
1500mm x 1000mm	Anthracite Grey	LANTERN151GAG
2000mm x 1000mm	Anthracite Grey	LANTERN21GAG
2500mm x 1500mm	Anthracite Grey	LANTERN2515GAG
1400mm x 1400mm	Black/White	LANTERN1414GBLWH
1500mm x 1000mm	Black/White	LANTERN151GBLWH
2000mm x 1000mm	Black/White	LANTERN21GBLWH
2500mm x 1500mm	Black/White	LANTERN2515GBLWH
1400mm x 1400mm	Anthracite Grey/White	LANTERN1414GAGWH
1500mm x 1000mm	Anthracite Grey/White	LANTERN151GAGWH
2000mm x 1000mm	Anthracite Grey/White	LANTERN21GAGWH
2500mm x 1500mm	Anthracite Grey/White	LANTERN2515GAGWH

S1 Roof Lanterns - Unglazed		
Size	Colour	SKU
1400mm x 1400mm	White	LANTERN1414UGWH
1500mm x 1000mm	White	LANTERN151UGWH
2000mm x 1000mm	White	LANTERN21UGWH
2500mm x 1500mm	White	LANTERN2515UGWH
1400mm x 1400mm	Black	LANTERN141UGBL
1500mm x 1000mm	Black	LANTERN151UGBL
2000mm x 1000mm	Black	LANTERN21UGBL
2500mm x 1500mm	Black	LANTERN2515UGBL
1400mm x 1400mm	Anthracite Grey	LANTERN1414UGAG
1500mm x 1000mm	Anthracite Grey	LANTERN151UGAG
2000mm x 1000mm	Anthracite Grey	LANTERN21UGAG
2500mm x 1500mm	Anthracite Grey	LANTERN2515UGAG
1400mm x 1400mm	Black/White	LANTERN1414UGBLWH
1500mm x 1000mm	Black/White	LANTERN151UGBLWH
2000mm x 1000mm	Black/White	LANTERN21UGBLWH
2500mm x 1500mm	Black/White	LANTERN2515UGBLWH
1400mm x 1400mm	Anthracite Grey/White	LANTERN1414UGAGWH
1500mm x 1000mm	Anthracite Grey/White	LANTERN151UGAGWH
2000mm x 1000mm	Anthracite Grey/White	LANTERN21UGAGWH
2500mm x 1500mm	Anthracite Grey/White	LANTERN2515UGAGWH

Bespoke sizes available on request

**1.2 U-Value
28mm Glazing**

FAST LEAD TIMES



Flat Roof Windows

Azure by Dakea, the Flat Roof Windows with flat glass top units. Designed to bring more natural light into any flat-roofed space. Roof pitch range of 5°-15°.

- Attractive, flat glass exterior design
- Maintenance free, easy-to-wipe internal PVC surfaces
- Easy-to-clean coating on external glass
- Scratch-free, 4 mm toughened glass cover
- Laminated internal glass
- Fixing screws and brackets are included
- Easy installation
- Extruded, white PVC, RAL 9016
- Lacquered aluminium, RAL 7043 (Top unit)
- 10-year guarantee



Azure fixed



Azure vented

Azure Flat Roof Windows	Fixed	Vented
600mm x 600mm	FRW6060	FRWV6060
600mm x 900mm	FRW6090	FRWV6090
800mm x 800mm	FRW8080	FRWV8080
900mm x 900mm	FRW9090	FRWV9090
900mm x 1200mm	FRW90120	FRWV90120
1000mm x 1000mm	FRW100100	FRWV100100
1000mm x 1500mm	FRW100150	FRWV100150
1200mm x 1200mm	FRW120120	FRWV120120

POLYCARBONATE



Cut to size Multi-Wall Polycarbonate (Width x Projection)

Sizes: Various sizes available from 4mm to 35mm




Colours:




Clear



Opal



Bronze



Bronze on Opal

Glazing Bars - Brown & White

Self-Support Intermediate Bars 16-35mm
Sizes: 2.0m, 2.5m, 3.0m, 3.5m, 4.0m, 6.0m

Self-Support End Bars 16-35mm
Sizes: 2.5m, 3.0m, 3.5m, 4.0m, 6.0m



Accessories



Aluminium F Trim End Bar

Aluminium F Trim End Bar	Brown	White
3M 10mm	FTRIM3BR10	FTRIM3W10
3M 16mm	FTRIM3BR16	FTRIM3W16
3M 25mm	FTRIM3BR25	FTRIM3W25
3M 35mm	FTRIM3BR35	FTRIM3W35
4M 10mm	FTRIM4BR10	FTRIM4W10
4M 16mm	FTRIM4BR16	FTRIM4W16
4M 25mm	FTRIM4BR25	FTRIM4W25
4M 35mm	FTRIM4BR35	FTRIM4W35
5M 10mm	FTRIM5BR10	FTRIM5W10
5M 16mm	FTRIM5BR16	FTRIM5W16
6M 10mm	FTRIM6BR10	FTRIM6W10
6M 16mm	FTRIM6BR16	FTRIM6W16
6M 25mm	FTRIM6BR25	FTRIM6W25
6M 35mm	FTRIM6BR35	FTRIM6W35

DID YOU KNOW?

When ordering Cut-to-size Polycarbonate, ensure you know the width x the projection.

Multiwall consists of multiple layers of polycarbonate with an added internal structure, which provides both strength and rigidity while remaining a lightweight roofing material.

Product	SKU
CUT TO SIZE POLYCARB	CTSP
PVC CAPPED RAFTER BAR	SNAP
ALUMINIUM F TRIM END BAR	FTRIM
POLYCARBONATE END CLOSURE	PEC
POLYCARBONATE FIXING BUTTON	PCFB



Polycarbonate End Closure 2.1M

End Closure	Brown	White
10mm	PEC10BR	PEC10W
16mm	PEC16BR	PEC16W
25mm	PEC25BR	PEC25W
32mm	PEC32BR	PEC32W
35mm	PEC35BR	PEC35W



Rafter Bar Endcap

Sizes: 2m/2.5m/3m/4m/5m/6m

● Brown SKU: SNAPECBR ● White SKU: SNAPECW



Polycarbonate Fixing Buttons (Pack of 10)

Polycarbonate Fixing Button	Brown	White
10mm	PCFB10BR	PCFB10W
16mm	PCFB16BR	PCFB16W
25mm	PCFB25BR	PCFB25W
32mm	PCFB32BR	PCFB32W

Try our free next day delivery service



It's SUPERSONIC

TORCH-ON FELT

We stock traditional torch on felts and underlays that can be used for all manner of installations such as garages, sheds and flat roof extensions on concrete, timber and metal deck roofs.

These waterproofing membranes are made of distilled bitumen, modified with SBS (styrene-butadiene-styrene) polymers that makes it very elastic, resistant to thermal ageing and flexible at low temperatures.

The excellent adhesion properties means that when the membrane is properly installed, superior bonding and tightness of all joints and overlaps is achieved.

Storage Information

Keep the rolls in an upright position, protected from the sun (temperature ranging between 0°C and 40°C) and well away from heat sources.

Products

APP Torch On Felt/Cap Sheet		
Size	Colour	SKU
1 x 8m	Green	TOF
1 x 8m	Sand	TOFSU

APP Torch On Underlay	
Size	SKU
1 x 16m	TOFU

For all your Safety Gloves, and other Protective items



Visit page 200

Cromapol

Cromapol is a fibre reinforced liquid acrylic resin dispersed in solvent designed to prevent the ingress of water. Cromapol can be applied in both dry and damp conditions. This makes it the ideal solution for emergency repairs, which are often entirely unexpected. This is a result of the formulas ability to cure quickly, whatever the weather conditions.

You only need to apply a single coat to be effective, with 1kg – 2kg being necessary per square metre.

Please note – This product is recommended as a semi-permanent solution, ideal for temporary or emergency repairs.

Cromapol		
Weight	Colour	SKU
5kg	Black	CRO5BL
20kg	Black	CRO20BL
5kg	Grey	CRO5GR
20kg	Grey	CRO20GR



Open an Online Account



Save Time

Create Project Lists and save for later



Instant Price

Access your trade discount prices



Account Access

Retrieve quotes, check orders and account status at any time



Free Next Working Day Delivery

Order by 10pm and receive next working day



Fast Reorder

Place repeat orders with one click of a button



Media Library

Easy access to brochures, installation guides and how-to videos



WARM ROOF

Largest range of lightweight tiles and materials available from one supplier.



Classic British Slate is a leading lightweight, thermally efficient, slate alternative tile.

15 TILES
PER SQUARE METRE
@200 mm gauge (seen face)

20 YEAR
GUARANTEE

SIMPLE AND EASY TO FIT

EASY TO CUT AND SHAPE

FITS NEATLY UNDER VERGES

JOB DONE!




Manufactured in the UK. Tested under demanding BRE specifications.



15 Tiles
Per Square
Metre

SKU: FXCTPG

4.4 Tiles
Per Metre
Run



SKU: FXCRPG

LIGHTWEIGHT TILES



The Metrotile shingle profile we stock is highly versatile and provides a simple and elegant solution for any roof project. The tiles are lightweight at 1.9kg and have been designed with a unique "hidden fix" system, that also enables them to double as an excellent vertical cladding solution. This is because the hidden-fix design leaves no nail exposed, so rainwater can't corrode them, a common weakness of traditional vertical cladding.

Dimensions

Pitch: Minimum: 15° / Maximum: 90°

Overall Size: 1335mm x 300mm

Cover Size: 1255mm x 250mm

Gauge: .410mm

Linear Cover Width: 1257mm

Coverage: 0.313 m² / 3.2 tiles per m²

Weight per m²: 6.1Kg

Weight per tile: 1.9Kg











FEATURES & BENEFITS

- ✓ High grade steel construction
- ✓ 40-Year weatherproof guarantee
- ✓ "Hidden fix" feature leaves no nail exposed
- ✓ Suitable for pitches as low as 15°
- ✓ Only 4 fixings needed per tile
- ✓ Highly secure against vandalism and extreme weather
- ✓ Highest external fire resistance rating

Metrotile Colour Key



Product Range

 <p>Metrotile Shingle</p> <ul style="list-style-type: none"> ● MTTILEAR ● MTTILEBU ● MTTILECH ● MTTILEEB 	 <p>Metrotile Delta Ridge</p> <ul style="list-style-type: none"> ● MTRIDGEAR ● MTRIDGEBU ● MTRIDGEC ● MTRIDGEEB 	 <p>Metrotile Ridge Endcap</p> <ul style="list-style-type: none"> ● MTRECAR ● MTRECBU ● MTRECC ● MTRECEB
 <p>Metrotile 2-Part Barge</p> <ul style="list-style-type: none"> ● MTBARGEAR ● MTBARGEBU ● MTBARGECH ● MTBARGEEB 	 <p>Metrotile 5-Way Junction</p> <ul style="list-style-type: none"> ● MT5WAR ● MT5WBU ● MT5WCH ● MT5WEB 	 <p>Metrotile Y Junction</p> <ul style="list-style-type: none"> ● MTYAR ● MTYBU ● MTYCH ● MTYEB
 <p>Metrotile 135 Degree Hip Endcap</p> <ul style="list-style-type: none"> ● MTHEC135AR ● MTHEC135BU ● MTHEC135CH ● MTHEC135EB 	 <p>Metrotile 90 Degree Hip Endcap</p> <ul style="list-style-type: none"> ● MTHECAR ● MTHECBU ● MTHECCH ● MTHECEB 	 <p>Metrotile Touch Up Kit</p> <ul style="list-style-type: none"> ● MTTUKAR ● MTTUKBU ● MTTUKCH ● MTTUKEB
 <p>Metrotile Flat Sheet</p> <ul style="list-style-type: none"> ● MTF SAR ● MTF SBU ● MTF SCH ● MTF SEB 	 <p>Metrotile Shingle Water Course</p> <p>MTWC</p>	 <p>Metrotile Shingle Tile Vent</p> <p>● MTTVCH</p>
 <p>Metrotile Valley Lining</p> <p>MTVL2200</p>	 <p>Metrotile Hip Vent Strip</p> <p>MTHVS</p>	

Fixings & Battens

Tile Fixing: 50 x 2.5mm Coated Nail

Coated Nail: Hand nailing or power tool

Fixings per tile: 4

Battens Required: 5 linear metres per m² (plus wastage)

Rafter Centres	Batten Size
450mm	25 x 50mm
600mm	25 x 50mm
900mm	50 x 50mm
1200mm	50 x 50mm
1500mm	50 x 65mm



METROTILE SHINGLE INSTALLATION VIDEO



To see how Metrotile Shingle is installed, scan the QR Code or visit us on YouTube at **NBP Ltd**

MORE BRANDS • MORE STOCK • MORE CHOICE



LIGHTWEIGHT TILES



With the attractive looks of natural slate and longevity resulting from its product formulation and manufacturing processes, TapcoSlate tiles are an ideal choice for use on Warm Roof conversions. They won't crack, break or delaminate and instead provide durability, performance, and longevity for many years to come. The tiles are extremely lightweight and easy to fit, making installation costs lower and generating less waste!

TapcoSlate products come with a 40-year warranty and are available in 4 popular colours: Brick Red, Chestnut Brown, Pewter Grey and Stone Black.

Manufacture

TapcoSlate is manufactured from virgin resins and limestone, and not recycled content. This gives greater control over the manufacturing process, ensuring a long working life and colour/UV stability, which also enables a long warranty on the product.

Classic Slate Coverage

Pitch	Exposure	Slates Per m ²
12° to 25°	6" (152mm)	22
25° to 27.5°	6.5" (165mm)	20
27.5° to 30°	7" (178mm)	19
30° to 70°	7.5" (191mm)	18

DID YOU KNOW?

Low Pitch Roofing Slate

Tested to BBA approval on roof pitches of 12° to 70° on both felt & batten and fully-boarded roofing applications.

Advantages

- Lightweight – as low as 12kg per square metre
- Easy to install - pre-marked nailing and exposure guides and spacers
- Easily cut with a fine-toothed saw or sharp utility blade
- Built-in camber for tighter fit when fixed in situ
- Packaged in bundles of 25 for easy handling
- Choice of 4 colours
- 40-year warranty
- Fully tested to BBA, ETA, CE and UKTA standards, including fire rating, wind, driven snow & rain, and water absorption
- BRE testing for wind-driven rain found TapcoSlate Classic to perform much stronger than all equivalent materials tested and at a lower pitch

Tapco Colour Key

Other Colours Available to Order



TAPCO SLATE FITTING VIDEO



To see how Tapco Slate is installed, scan the QR Code or visit us on YouTube at **NBP Ltd**



A range of purpose-built accessories to complement your TapcoSlate roofing projects. Built from the same material as TapcoSlate or from painted-to-colour ABS (Acrylonitrile Butadiene Styrene), these roofing accessories are made to last.



Ridge 90° End Cap

Chestnut Brown Available in:
25-29, 30-34 and 35-40 Pitches
Pewter Grey Available in:
25-29 and 30-34 Pitches
TAPCO90REC25-29CB
TAPCO90REC30-34CB
TAPCO90REC35-40CB
TAPCO90REC25-29PG
TAPCO90REC30-34PG



Ridge Cap 5 Ridges per linear metre

TAPCORIDGEBR
TAPCORIDGECB
TAPCORIDGEPG
TAPCORIDGESB



Slate

TAPCOSLATEBR
TAPCOSLATECB
TAPCOSLATEPG
TAPCOSLATESB



Inline Vent (Length: 430mm, Width: 430mm)

TAPCOINVENTPG



Inline Vent Pipe Adaptor (Length: 250mm, Width: 55mm, Height: 120mm)



Dry Verge (Length: 2m, Width: 90mm, Height: 73mm) SKU: TAPCODV



Abutment Ventilator (Length: 1m, Width: 205mm) SKU: TAPCOABUVENT1



RidgeMaster Plus (Box of 10 units, each unit is 1.2m in length, overall length: 12m) SKU: TAPCORIDGEMP



Tapco Eaves Ventilation Kit (Comprises 6 x 25mm Over Fascia Vent, 10 Eaves Skirts and 6m Rafter Roll) SKU: TAPCOEVKIT

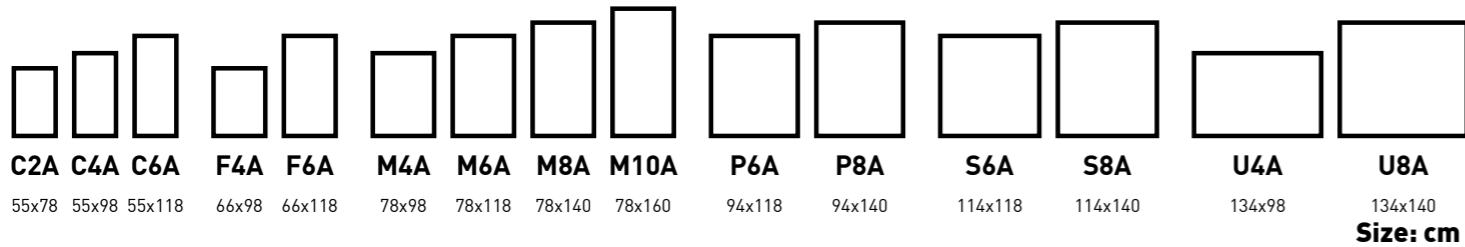
MORE BRANDS • MORE STOCK • MORE CHOICE



DAKEA ROOF WINDOWS



Window Sizes



Accessories

We stock a range of Dakea related accessories, such as the retro-fit Electric Window Kit, which is a fantastic innovation upgrading an existing or new roof window into an easy to operate, electric opening. A real feature of this kit is the clever rain sensor feature which automatically closes the window on detection of rain. A range of blinds are available to order including popular colours such as black, grey and white.



Comes with free collar

Window Options

Select the correct size roof window you require from the chart below. Then select the corresponding sized flashing kit, remembering to choose the relevant style dependant on tile or slate. Finally, if you need anything else, please view our range of accessories.

Roof Window Variety	White PVC	White Painted Finish	Top Hung White Painted Finish
550mm x 780mm	RW5578PVC	RW5578WP	
550mm x 980mm	RW5598PVC	RW5598WP	RWTH5598WP
550mm x 1180mm	RW55118PVC	RW55118WP	
660mm x 980mm	RW6698PVC	RW6698WP	
660mm x 1180mm	RW66118PVC	RW66118WP	RWTH66118WP
780mm x 980mm	RW7898PVC	RW7898WP	RWTH7898WP
780mm x 1180mm	RW78118PVC	RW78118WP	RWTH78118WP
780mm x 1400mm	RW78140PVC	RW78140WP	RWTH78140WP
780mm x 1600mm	RW78160PVC	RW78160WP	RWTH78160WP
940mm x 1180mm	RW94118PVC	RW94118WP	
940mm x 1400mm		RW94140WP	
1140mm x 1180mm	RW114118PVC	RW114118WP	
1140mm x 1400mm		RW114140WP	
1340mm x 980mm	RW13498PVC	RW13498WP	
1340mm x 1400mm		RW134140WP	

Flashing Kits

Flashing Kits are an essential item that integrate with the roof window to provide a weathertight finish around the window. Designed to sit under the roofing materials, these kits are compatible with virtually any slate or tile material. **Style: Slate and Tile**



Flashing Kit Type	Slate Flashing Kit - One Piece Side Element	Slate Flashing Kit - Individual Soakers	Tile Flashing Kit	Universal Flashing Kit
550mm x 780mm	RWFKKLS5578	RWFKKSF5578	RWFKT5578	RWFKU5578
550mm x 980mm	RWFKKLS5598	RWFKKSF5598	RWFKT5598	RWFKU5598
550mm x 1180mm	RWFKKLS55118	RWFKKSF55118	RWFKT55118	Available
660mm x 980mm	RWFKKLS6698	RWFKKSF6698	RWFKT6698	RWFKU6698
660mm x 1180mm	Available	Available	RWFKT66118	RWFKU66118
780mm x 980mm	RWFKKLS7898	RWFKKSF7898	RWFKT7898	RWFKU7898
780mm x 1180mm	RWFKKLS78118	RWFKKSF78118	RWFKT78118	Available
780mm x 1400mm	RWFKKLS78140	RWFKKSF78140	RWFKT78140	RWFKU78140
780mm x 1600mm	RWFKKLS78160	RWFKKSF78160	RWFKT78160	RWFKU78160
940mm x 1180mm	RWFKKLS94118	RWFKKSF94118	RWFKT94118	RWFKU94118
940mm x 1400mm	Available	RWFKKSF94140	RWFKT94140	RWFKU94140
1140mm x 1180mm	RWFKKLS114118	RWFKKSF114118	RWFKT114118	RWFKU114118
1140mm x 1400mm	RWFKKLS114140	RWFKKSF114140	RWFKT114140	RWFKU114140
1340mm x 980mm	RWFKKLS13498	RWFKKSF13498	RWFKT13498	RWFKU13498
1340mm x 1400mm	RWFKKLS134140	RWFKKSF134140	RWFKT134140	RWFKU134140



Electric Kit

Window Rod

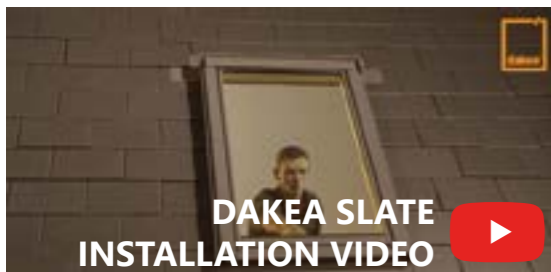
Blinds

20 Year Guarantee

Noise Block Technology

Quick Installation

NBP MORE BRANDS • MORE STOCK • MORE CHOICE



**DAKEA SLATE
INSTALLATION VIDEO**



To see how Dakea Slate is installed, scan the QR Code or visit us on YouTube at **NBP Ltd**



**DAKEA TILE
INSTALLATION VIDEO**



To see how Dakea Tile is installed, scan the QR Code or visit us on YouTube at **NBP Ltd**



Flashing Kit Type	Combi Twin Tile Flashing Kit	Combi Twin Slate Flashing Kit	Insulated Foam Collar
550mm x 780mm	DTFK5578	Available	RWIFC5578
550mm x 980mm	Available	RWFKSCOMBI5598	Available
780mm x 980mm	RWFKTCOMBI7898	RWFKSCOMBI7898	RWIFC7898
780mm x 1180mm	Available	Available	RWIFC78118
780mm x 1400mm	RWFKTCOMBI78140	Available	Available



**DAKEA UNIVERSAL
INSTALLATION VIDEO**



To see how Dakea Universal is installed, scan the QR Code or visit us on YouTube at **NBP Ltd**



Electric Opener With Rain Sensor
SKU: RWELECTRIC



Opener Pole Rod
SKU: RWROD112



Roof Window Blind White 550mm x 980mm
SKU: RW5598BLINDIWHITE



Roof Window Blind Black 780mm x 980mm
SKU: RW7898BLINDIIBLACK



Roof Window Blind White 780mm x 980mm
SKU: RW7898BLINDIWHITE



Roof Window Blind Grey 780mm x 1180mm
SKU: RW78118BLINDIIGREY



Roof Window Blind Black 1140mm x 1180mm
SKU: RW114118BLINDIIBLACK



Roof Window Blind Grey 1140mm x 1180mm
SKU: RW114118BLINDIIGREY



Roof Window Blind White 1340mm x 1400mm
SKU: RW134140BLINDWHITE

COMPOSITE CLADDING



DID YOU KNOW?

Blinds can be ordered in other colours such as: Petrol Blue, Dark Blue, Beige, Red and Yellow.

For more information please turn to page 74

WARM ROOF

We stock the largest selection of lightweight tiles from market-leading manufacturers. We also stock all the various other elements you need to complete a full Warm Roof conversion, from PIR insulation and plasterboard to timber, breathable felt and fixings, NBP have got you covered!

TAPCOROOFING PRODUCTS
Page 126



CBS
Classic British Slate
Page 123



metrotile
LIGHTWEIGHT ROOFING
Page 124




Roof Windows
Page 128



Breathable Felt
Page 138



Roof Battens
Page 143



Dry Fix Ridge
Page 138



Roofline
Page 6




OSB3 Board
Page 143




Timber
Page 142



Insulation & Plasterboard
Page 144



Silicones & Adhesives
Page 177



**VISIT OUR
WARM ROOF
RANGE**

ROOFING & VENTILATION

Everything you need from Ridge Kits, Breather Membrane and rolls of Lead.

Manthorpe

Dry Verge Colour Key



Manthorpe Handed Dry Verge


Manthorpe's dry verge system provides an attractive finish to the verge detail for most makes and profiles of concrete interlocking tiles laid between 280mm and 345mm batten gauge. The verge units can be easily fitted to each tile in succession and the system is mortar-free so can be fixed in all weather conditions. Once fitted, they are weatherproof and maintenance free.

<p>Dry Verge (LH)</p> <ul style="list-style-type: none"> ● MANDVLBL ● MANDVLB ● MANDVLG ● MANDVLT ● MANDVLW 	<p>Dry Verge (RH)</p> <ul style="list-style-type: none"> ● MANDVRBL ● MANDVRB ● MANDVRG ● MANDVRT ● MANDVRW 	<p>Angled Ridge Cap</p> <ul style="list-style-type: none"> ● MANACBL ● MANACB ● MANACG ● MANACT ● MANACW 	<p>Round Ridge Cap</p> <ul style="list-style-type: none"> ● MANRCBL ● MANRCB ● MANRCG ● MANRCT ● MANRCW 	<p>Eaves Closure</p> <ul style="list-style-type: none"> ● MANECBL ● MANECBR ● MANECG ● MANECT
---	---	--	---	--

SmartVerge Linear Dry Verge

Linear dry verge provides a secure mechanical fixing solution for many types of roof coverings including fibre cement slates, natural slates and interlocking plain tiles. The linear verge units can be easily fitted to the verge of the roof in succession, locking the tiles in place to prevent wind uplift problems.

<p>Linear Dry Verge (LH)</p> <ul style="list-style-type: none"> ● MANLINDVLBL ● MANLINDVLB ● MANLINDVLG 	<p>Linear Dry Verge (RH)</p> <ul style="list-style-type: none"> ● MANLINDVRBL ● MANLINDVRB ● MANLINDVRG 	<p>Linear Eaves End Closure</p> <ul style="list-style-type: none"> ● MANLINECBL ● MANLINECBR ● MANLINECG
---	---	--



DRY VERGE

Universal Dry Verge

This modern, universal dry verge system is quick and easy to install and does not require separate left-hand and right-hand units. It offers a maintenance free, cost effective solution as it supersedes the traditional mortar for pointing the verge.

<p>Universal Dry Verge</p> <ul style="list-style-type: none"> ● UDVBL ● UDVBR ● UDVGR ● UDVTE 	<p>Universal Dry Verge Starter - Single</p> <ul style="list-style-type: none"> ● UDVSBL ● UDVSBR ● UDVSGR ● UDVSTE 	<p>Universal Angled Ridge Cap</p> <ul style="list-style-type: none"> ● UDVARCBL ● UDVARCBR ● UDVARCGR ● UDVARCTE 	<p>Dry Verge L/H</p> <ul style="list-style-type: none"> ● MDVLB ● MDVLG ● MDVLT 	<p>Dry Verge R/H</p> <ul style="list-style-type: none"> ● MDVRB ● MDVRG ● MDVRT 	<p>Dry Verge Fixing Kit</p> <p>MFK</p>
<p>Universal Round Ridge Cap</p> <ul style="list-style-type: none"> ● UDVRRCBL ● UDVRRCBR ● UDVRRCGR ● UDVRRCTE 	<p>Modern/Angled Ridge Cap</p> <ul style="list-style-type: none"> ● MMRCB ● MMRCG ● MMRCT 	<p>Segmental/Round Ridge Cap</p> <ul style="list-style-type: none"> ● MSRCB ● MSRCG ● MSRCT 			

KLOBER

Klober's dry verge system features an interlocking design, to provide a consistent appearance that requires no maintenance.

<p>Angled Ridge Cap</p> <ul style="list-style-type: none"> ● KARCBL ● KARC ● KARCG ● KARCT 	<p>Dry Verge L/H</p> <ul style="list-style-type: none"> ● KIDVLBL ● KIDVLB ● KIDVLG 	<p>Dry Verge R/H</p> <ul style="list-style-type: none"> ● KIDVRBL ● KIDVRB ● KIDVRG 	<p>Angled Ridge Cap</p> <ul style="list-style-type: none"> ● EASYARCBL ● EASYARC ● EASYARCB ● EASYARCT 	<p>Universal Dry Verge</p> <ul style="list-style-type: none"> ● EASYDVBL ● EASYDVBR ● EASYDVG 	<p>Round Ridge Cap</p> <ul style="list-style-type: none"> ● EASYRCBL ● EASYRCB ● EASYRCG ● EASYRCT
<p>Round Ridge Cap</p> <ul style="list-style-type: none"> ● KRRCBL ● KRRCB ● KRRCG 					

Marley

Marley's dry verge gives you a secure way to finish the verge detail, whilst the high-grade polypropylene enhances durability. Every unit is quick and easy to install, saving time and effort because no mortar is required for installation.

<p>Dry Verge L/H</p> <ul style="list-style-type: none"> ● MDVLB ● MDVLG ● MDVLT 	<p>Dry Verge R/H</p> <ul style="list-style-type: none"> ● MDVRB ● MDVRG ● MDVRT
<p>Modern/Angled Ridge Cap</p> <ul style="list-style-type: none"> ● MMRCB ● MMRCG ● MMRCT 	<p>Segmental/Round Ridge Cap</p> <ul style="list-style-type: none"> ● MSRCB ● MSRCG ● MSRCT

easy-trim

The units are universal, meaning they can be used on the left and right side of the roof verge, resulting in a faster installation. Strong holding capabilities ensure tiles are held securely in place without becoming vulnerable to wind dislodgement.

<p>Angled Ridge Cap</p> <ul style="list-style-type: none"> ● EASYARCBL ● EASYARC ● EASYARCB ● EASYARCT 	<p>Universal Dry Verge</p> <ul style="list-style-type: none"> ● EASYDVBL ● EASYDVBR ● EASYDVG 	<p>Round Ridge Cap</p> <ul style="list-style-type: none"> ● EASYRCBL ● EASYRCB ● EASYRCG ● EASYRCT
---	---	---





CONTINUOUS DRY VERGE

This fast and effective dry fix system can be installed in all-weather situations and is easy to fit, as no undercloak, special tools, clips or adhesives are required.






Available in four profiles, which can be fitted to a large range of roof tiles & slates from all leading roof manufacturers. This dry verge comes in 5 and 6 metre lengths, a choice of colours, and with a full range of accompanying accessories.

Made from high quality, external grade rigid PVC, which is extremely resistant to light degradation and atmospheric pollution.







Continuous Dry Verge Colour Key

				
Anthracite Grey	Black	Brown	Caramel	White

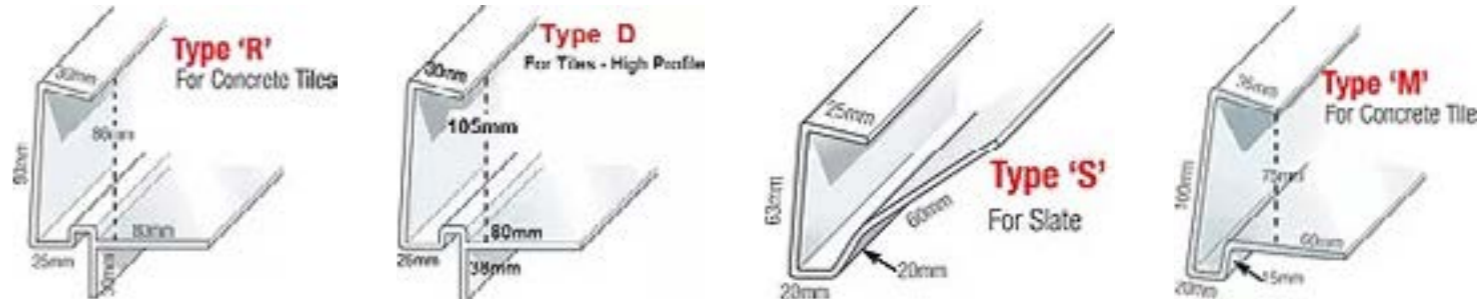
Product Range

 Type D (5m) ● 5DBL ● 5DBR ● 5DCO ○ 5DW	 Type M (5m) ● 5MBL ○ 5MW	 Type M (6m) ● 6MBL ○ 6MW
 Type R (5m) ● 5RBL ● 5RBR ● 5RCO ○ 5RW	 Type S (5m) ● 5SAG ● 5SBL ● 5SBR ● 5SCO ○ 5SW	

Accessories

 Type D Connector ● DCONBL ● DCONBR ● DCONCO ○ DCONW	 Type M Connector ● MCONBL ○ MCONW	 Type R Connector ● RCONBL ● RCONBR ● RCONCO ○ RCONW
 Type S Connector ● SCONBL ● SCONBR ● SCONCO ○ SCONW	 Type D/M/R Ridge Cap ● TRBL ● TRBR ● TRCO ○ TRW	 Type S Ridge Cap ● SRAG ● SRBL ● SRBR ● SRCO ○ SRW

Profile Compatibility Table for Tile & Slate



For use with a 25mm batten	Manufacturer Name	Tile Name
R TYPE	MARLEY	Ludlow Plus; Eco, Std Ludlow Major; Modern; Duo Modern; Plain Tile; Clay Plain Tile Range; Double Roman; Acme Plain Tiles, Hawkins Plain Tiles
	REDLAND	49 Tile; Renown; Landmark Double Roman; 50 Double Roman; Stonewold MK2; Mini Stonewold; Mockbond Mini Stonewold; Rosemary Tiles; Plain Tile; Heathland Plain; Duo Plain
	SANDTOFT	Standard Pattern; Calderdale; Dual Calderdale; Lindum; Plain Tile; 20 20
	RUSSELL	Grampian; Highland; Plain Tile
	FORTICRETE	Centurion; V2; Senator; Hardrow; Plain Tile
D Type	QUINN	Western Slate
	MARLEY	Double Roman; Mendip; Wessex; Anglia; Clay Pantile; Clay Double Roman
	REDLAND	Regent; Grovebury; Landmark Double Pantile; Clay Pantile Range
	SANDTOFT	Double Pantile; Double Roman; Shire Pantile; Modula Range; Olympus; Arcadia
	RUSSELL	Pennine; Double Roman
S Type	QUINN	Locherne
	MARLEY	Rivendale; Birkdale; Garsdale; Thrutone
	REDLAND	Cambrian
M Type	SANDTOFT	Britlock; Britslate
	MARLEY	Ashmore; Edgemere Range
	REDLAND	Richmond 10; Mockbond Richmond 10; Landmark 10; Saxon 10; Westminster Slate
	SANDTOFT	Actua; Vauban; Rivius; Cassius; Thin Leading Edge
	RUSSELL	Galloway; Lothian; Moray; Polden; Bute
	FORTICRETE	Gemini; Mini Slate
QUINN	Rathmore; Devenish	



CONTINUOUS DRY VERGE PRODUCT OVERVIEW VIDEO



To find out more about continuous dry verge scan the QR code or visit us on YouTube at **NBP Ltd**



DRY RIDGE KITS

Offering a fast and cleaner installation, these dry ridge kit systems are manufactured using premium materials.

EasyRidge Plus Roll Out Dry Ridge		
Colour	Length	SKU
Black	6m	EASYDRB
Grey	6m	EASYDR
Black	10m	EASYDRB10
Grey	10m	EASYDRP10



Manthorpe's Roll Out Dry Ridge		
Colour	Length	SKU
Black	6m	MANDRBL



FEATURES & BENEFITS

- ✔ Compatible with most makes of tiles
- ✔ Glass filled ratchet clips offers superior wear resistance and strength
- ✔ Mortar free installation
- ✔ Butyl tape provides a waterproof seal
- ✔ High-quality stainless-steel fixings
- ✔ Suitable on pitch roofs between 15 and 45 degrees
- ✔ Quick and easy to fix with no special tool requirements
- ✔ Independently wind tunnel tested by the BRE
- ✔ Complies with the requirements of BS8612 for dry fix roofing elements

OTHER PRODUCTS

Hip Tray	
SKU	
HIPTRAY	

Fitted above the ridge roll to provide an even and level run to a hip.

Hip Accessory Kit	
SKU	
EASYHIPAK	

This is used in conjunction with Ridge F kits. The accessory kit contains: short & long leg ratchet clips, cut tile fixing clips and hip trays, which are 1.2m in length and 250mm in width.

Cowled Louvred Grille	
Size	SKU
4"	LGC4BL
6"	LG6CBL

Widely used as a preferred choice when extracting stale moist air and condensation from kitchens and bathrooms.

Dry Fix Soakers

A range of easy to install waterproof dry fix soakers made from GRP designed to sit between a tile and an object that protrudes from the roof, ensuring the area remains water tight.

These products offer an easier alternative to traditional lead soakers. Manufactured from a premium GRP material, they are easier to work with and add less weight to the roof structure, as well as being more cost effective.

	Abutment Soaker (3m) SKU: CORODRAINAS30		Dry Fix Valley Trough With 110mm Upstand SKU: CORODRAINDVA30
	Wet Fix Narrow Valley Trough (3m) (Universal) SKU: CORODRAINHA30		Top Closure (110mm Upstand) SKU: CORODRAINTC

- ✔ Adds less weight to the roof
- ✔ Cheaper than lead
- ✔ Easier to handle

BREATHER MEMBRANES

Breathable Felt Light		
Gsm	Size	SKU
99	1 x 50m	BF
99	1.5 x 50m	BF1.5




Breathable Felt Standard		
Gsm	Size	SKU
112	1 x 50m	BF2



Breathable Felt Premium		
Gsm	Size	SKU
132	1 x 50m	BF3



Breathable Felt Pro		
Gsm	Size	SKU
162	1 x 50m	BF4



FEATURES & BENEFITS

- ✔ Heavyweight performance & flexibility
- ✔ Clean and easy to use
- ✔ Lightweight and flexible
- ✔ Excellent tensile and tear strength
- ✔ Waterproof membrane
- ✔ Long term durability
- ✔ UV stable for up to 3 months
- ✔ Warm and cold roof application
- ✔ BBA certified

Roofing & Ventilation



SCAN
HERE

LEAD

We stock lead rolls in codes 3, 4 and 5 in a large assortment of widths and lengths to suit modern build requirements. All lead products carry British Standard (BS EN12588) and full CE marks (BS EN 14783) and come with a 50-year guarantee.

To perfectly finish your installations, we also stock a range of ancillary products including lead sealant, patination oil and flashing tape.

Lead Roll Products Table Length, Width, Weight		Code 3 - Thickness = 1.32mm		Code 4 - Thickness = 1.80mm		Code 5 - Thickness = 2.24mm	
Lengths		3m	6m	3m	6m	6m	
Width		Weight (kg)					
Millimetres (mm)	Inches (In.)						
150	6	7	13.5	9	18.5		
240	9	11	22	15	29.5		
300	12	13.5	27	18.5	36.5		
390	15	18	35	24	48		
450	18	20		27.5	55	68.5	
508	20					76	
600	24	27		37	73.5		
762	30			46			
914	36			55			
1,220	48	54					

Lead Roll Products Table Product SKU		Code 3 - Thickness = 1.32mm		Code 4 - Thickness = 1.80mm		Code 5 - Thickness = 2.24mm	
Lengths		3m	6m	3m	6m	6m	
Width		Product Code/SKU					
Millimetres (mm)	Inches (In.)						
150	6	LEADCODE363	LEADCODE36	LEADCODE463	LEADCODE46		
240	9	LEADCODE393	LEADCODE39	LEADCODE493	LEADCODE49		
300	12	LEADCODE3123	LEADCODE312	LEADCODE4123	LEADCODE412		
390	15	LEADCODE3153	LEADCODE315	LEADCODE4153	LEADCODE415		
450	18	LEADCODE3183		LEADCODE4183	LEADCODE418	LEADCODE5186	
508	20					LEADCODE5206	
600	24	LEADCODE3243		LEADCODE4243	LEADCODE424		
762	30			LEADCODE4303			
914	36			LEADCODE4363			
1,220	48	LEADCODE3483					

LEAD ANCILLARIES

Flashband		
Length	Width	SKU
10m	150mm	FLASHBAND150
10m	225mm	FLASHBAND225
10m	300mm	FLASHBAND300
10m	450mm	FLASHBAND450

Patination Oil	
Size	SKU
500ml	PATINATIONOIL
1L	PATINATIONOIL1LTR

Lead Sealant	
Size	SKU
300ml	LS

Lead Fixing Clips (Pack of 50)	
SKU	
LEADFIXINGCLIPS	

Designed to make fixing lead into masonry joints quicker and easier. Can be used with replacement & synthetic lead systems.

Lead Free Flashing

Lead Free Flashing (Textured)	
Size	SKU
150mm x 5m	LF150
300mm x 5m	LF300
450mm x 5m	LF450
600mm x 5m	LF600

Lead Free Flashing (Smooth)	
Size	SKU
150mm x 5m	LF150SMOOTH
300mm x 5m	LF300SMOOTH
450mm x 5m	LF405SMOOTH

LEAD ALTERNATIVE

These high performance, economical, aluminium, self-adhesive flashings are perfectly suitable for use as an alternative to traditional lead.

DID YOU KNOW?

Malleable & pliable without compromising on quality or price. It is applied in exactly the same way as Lead & is equivalent to code 5.

FEATURES & BENEFITS

- ✔ Lightweight
- ✔ Durable
- ✔ Suitable for use on flat and pitched roof applications
- ✔ Not harmful to health or the environment
- ✔ Produced from recycled materials
- ✔ Life expectancy of at least 30 years
- ✔ Leaves no staining on roof tiles or masonry
- ✔ No scrap value
- ✔ BBA Certified

TIMBER & INSULATION

A range of all the popular tanalised timber, battens, insulation and sheet timber.


TIMBER


We have sourced a range of the most popular sized timber products which are suitable for use in all general building projects.


We only stock C24 graded, kiln-dried, treated timber often referred to as tanalised, the timber comes with a performance guarantee of 50 years for internal usage and 30 years when used externally. C24 timber has been graded to a higher standard than C16. It's a premium piece of timber that can handle higher loads and wider spans.



Product Range

C24 Treated Timber		
Size	SKU	
2" x 2" x 3.6m	TIM223.6	
2" x 2" x 4.2m	TIM22	
3" x 2" x 4.8m	TIM32	
4" x 1" x 4.8m	TIM41	


C24 Rough Sawn Treated Timber		
Size	SKU	
4" x 2" x 4.8m	TIM42	
6" x 2" x 4.8m	TIM62	

Rough Sawn Treated Timber		
Size	SKU	
6" x 1" x 3.6m	TIM61	

DID YOU KNOW?

WE ALSO STOCK A WIDE RANGE OF WOOD SCREWS

See page 185 





A range of sheet materials available from stock suitable for general use, whilst others are moisture resistant and/or load-bearing, meaning that they can be used in external or structural situations.

FEATURES & BENEFITS


-  Consistent quality, no knots, voids or delamination
-  Moisture resistant – so no hold-ups for wet weather
-  Environmentally friendly
-  Zero added formaldehyde resin
-  Made from UK and ROI timber cut waste
-  FSC certified
-  Suitable for structural use in load-bearing conditions (over 9mm thickness)
-  Can be sawn, drilled, planed, filed, nailed or sanded
-  The boards can take nails as close to 8mm from the edge without fear of splitting
-  A smooth OSB that requires no sanding – not even for GRP roofing applications
-  Easy to install with precision engineered edges
-  Hardwearing tongue and groove profile

SHEET MATERIAL

OSB3 Board Tongue & Groove 4 Edges			
Size	Thickness	SKU	
625 x 2400mm	18mm	OSB3	


OSB3 Board			
Size	Thickness	SKU	
1220 x 2440mm	11mm	OSB311	
1220 x 2440mm	18mm	OSB318	


Plyboard


Elliottis Pine Plywood - BBA Certified			
Size	Thickness	SKU	
1220 x 2440mm	12mm	PLY12	
1220 x 2440mm	18mm	PLY18	

Battens

Battens are British Standard (BS-5534) compliant and have been pressure treated to resist rot, fungal and insect attacks.

Slaters Lathe			
Size	Length	SKU	
19 x 38mm	4.2m	TIM1938	

Roofers Lathe			
Size	Length	SKU	
25 x 38mm	4.2m	TIM2538	

Graded Roofers Lathe			
Size	Length	SKU	
25 x 50mm	4.2m	TIM21	
25 x 50mm	4.8m	TIM215.1	

INSULATION & PLASTERBOARD

The TLX 'thin' insulation range are a high performing multifoil insulation featuring some of the most advanced reflective insulation materials in the world. Certified to ISO 9001, they are BBA certified, CE Marked and LABC registered. Every roll is quality tested to guarantee outstanding performance and is suitable for all building requirements.




TLX GOLD AND SILVER INSTALLATION VIDEO



Scan the QR Code or visit us on YouTube at **NBP Ltd**



TLX Silver wraps the inside of buildings. It prevents condensation by stopping moisture entering the roof void from the inside of the building. Installed to the underside of rafters and across joists, it's also certified for use in timber frame and solid masonry walls. Combined with other products TLX Silver can deliver U-values as low as 0.13 W/m² K in a standard roof. **(10m x 1.2m) SKU: TLXSILVER**



TLX Gold is an 'Sd intelligent' 2 in 1 insulating breather membrane. It doesn't need a vapour barrier to avoid condensation risk. It adjusts its rate of breathability according to the amount of moisture. TLX Gold is completely watertight and air tight. It is simply rolled out across rafters and can be installed without raising the roof height. On its own, TLX Gold can reduce heat loss by 86%. **(10m x 1.2m) SKU: TLXGOLD**



A range of high performance insulation foilboards have a BRE Green Guide Rating of A and exhibit excellent thermal performance. They are lightweight and easy to install, while also being BBA certified.

PIR Insulation

Foilboard Insulation		
Size	Thickness	SKU
1200 x 2400mm	25mm	INSULATION25
1200 x 2400mm	50mm	INSULATION50
1200 x 2400mm	75mm	INSULATION75
1200 x 2400mm	100mm	INSULATION100



Plasterboard

Plasterboard		
Size	Thickness	SKU
1200 x 2400mm	12.5mm	PLASTERBOARD12.5



Perfect for use in the installation of the ceilings of warm roof conversions. Score and snap for a clean cut with the neat edges making for a quicker installation.





metrotile LIGHTWEIGHT ROOFING **Lightweight Roofing System**

The Metrotile lightweight roofing system is pressed from the highest quality steel providing a durable solution to all roofing needs, including small conservatories to large-scale new build projects, Metrotile has you covered.

- Lightweight and easy to manoeuvre
- Improved insulation
- Rigorously tested to withstand harsh weather conditions
- Highest possible external fire resistance rating
- 40-Year weatherproof guarantee
- Stunning aesthetics
- Large selection available immediately from stock

Visit the NBP YouTube channel to see our installation video!



For more information please turn to page 124 



DRAINAGE

From domestic underground, soil & waste to channel drainage, we stock the lot.

FloPlast's Underground Drainage system is available in 110mm & 160mm. The system is designed for use in gravity drainage and sewage installations at depths of up to 4 metres for 110mm and 3 metres for 160mm.

The range includes a comprehensive range of fittings to suit most applications and can integrate with all the FloPlast above and below ground drainage system.



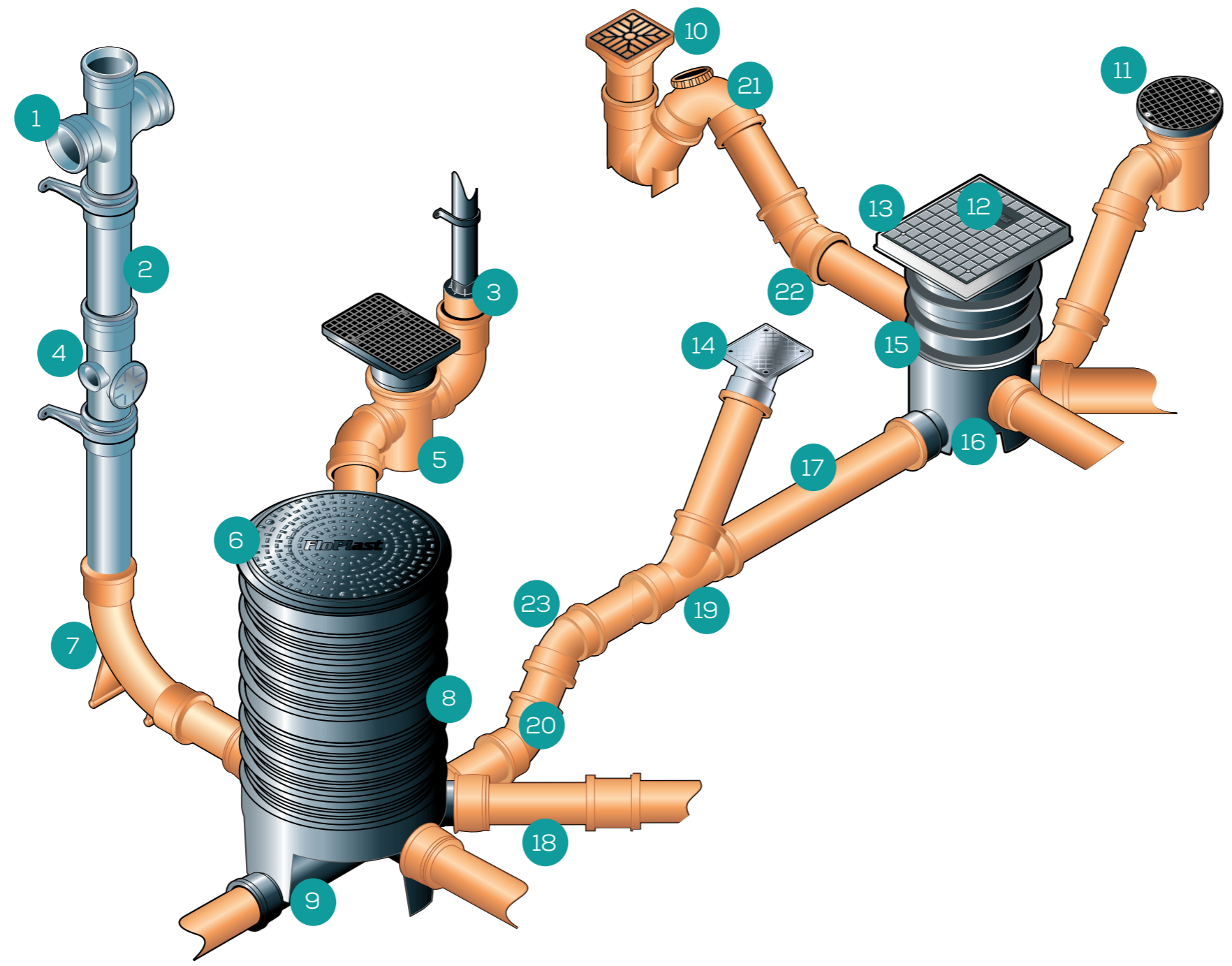
FEATURES & BENEFITS

All our Underground products are BS Kitemarked, BBA Certified and comply fully with current UK and European standards. All products are compatible with most other makes available in the UK.



Product Range

- 1 SOIL PIPE BRANCH (BLACK)
- 2 SOIL PIPE
- 3 ADAPTOR
- 4 ACCESS SOCKET
- 5 BACK INLET BOTTLE GULLY
- 6 PLASTIC COVER & FRAME
- 7 REST BEND
- 8 EXTENSION RISER
- 9 450mm CHAMBER BASE
- 10 HOPPERS/GRIDS
- 11 BOTTLE GULLY
- 12 TRAPS & GULLYS
- 13 PLASTIC COVER & FRAME



We stock an extensive range of 110mm & 160mm Underground Drainage

- PLASTIC RODDING POINT 14
- EXTENSION RISER 15
- 300mm CHAMBER BASE 16
- UNDERGROUND PIPE 17
- CONNECTORS 18
- SOCKETS/JUNCTIONS 19
- SINGLE/DOUBLE SOCKET BENDS 20
- ACCESS BEND 21
- ADJUSTABLE BEND 22
- EXTENSIONS 23

FEATURES & BENEFITS

- ✔ Manufactured in PVC-U to give a strong durable product, lightweight and easy to work with and suitable for high temperatures and waste discharge
- ✔ Fittings have a modern look, are compact in size yet remain within the British Standard specification
- ✔ Push-Fit joint through an innovatively designed seal and snap cap system
- ✔ Comprehensive range of fittings to suit most installations, which integrate with all FloPlast above and below ground drainage systems

Soil Pipe Branch
112.5 Degree Y Branch Double Socket (Black)
SKU: SPBR112.5BL / SP200BL*

Y Branch Double Socket (Black)
SKU: SPBR135BL / SP210B*

T Branch Double Socket (Black)
SKU: SPBR92.5BL / SP190B*

Y Branch Triple Socket (Black)
SKU: SPBRT135BL

T Branch Triple Socket (Black)
SKU: SPBRT92.5BL

Double T Branch Triple Socket
SKU: SPDBR92.5BL / SP230B*

Soil Pipe
3M Plain Ended Soil Pipe (Black) - SKU: SPE3MBL
SP1*

3M Single Socket Soil Pipe (Black) - SKU: SPS3MBL
SP3B*

4M Single Socket Soil Pipe (Black) - SKU: SPS4MBL
SP4B*

Adaptor
Universal Rainwater Adaptor (110mm - 68mm)
SKU: D96

Access Socket
Soil Pipe Access T Branch Double Socket (Black)
SKU: SAFTBL / SP502B*

Back Inlet Bottle Gully
Round Top Back Inlet Gully (110mm)
SKU: FLOPLASTUGG7BM

Amazon Round Top Back Inlet Gully (110mm)
SKU: UGG7BM / D540*

Rectangular Top Back Inlet Gully (110mm)
SKU: UGG8BM / D530*

Plastic Cover & Frame
300mm Round Plastic Cover & Frame
SKU: UGMC1PL / D831*

450mm Round Plastic Cover & Frame
SKU: MCCRPL / D930*

Rest Bend
90 Degree Rest Bend Double Socket (110mm)
SKU: UGB875RB / D571*

Extension Riser
450mm Riser Piece - 235mm Height - SKU: UGRL

450mm Chamber Base
450mm Chamber Base (160mm)
SKU: 160UGMBL / 6D900*

450mm Chamber Base (110mm)
SKU: UGMBL / D910*

Hoppers/Grids
Rectangular Hopper (110mm) - SKU: UGH1 / D506*

Square Hopper (110mm) - SKU: UGH3 / D504*

150mm Square Gully Hopper Grid
SKU: UGSG / D502*

Bottle Gully
Round Top Bottle Gully (110mm)
SKU: FLOPLASTUGG6

Amazon Round Bottle Gully Grid
SKU: UG106

Rectangular Top Bottle Gully (110mm)
SKU: UGG4 / D520*

Square Top Bottle Gully (110mm)
SKU: UGG5 / D515*

Amazon Round Top Bottle Gully (110mm)
SKU: UGG6 / D510*

Traps & Gullies
Low Trap Gully (110mm) - SKU: UGG1 / D500*
P-Trap Gully (110mm) - SKU: UGG3 / D501*

Plastic Cover & Frame
340mm Square Sealed Screw Down Plastic Cover & Frame - SKU: UGMC1PLSQ / D830*

Plastic Rodding Joint
Oval Plastic Rodding Eye Socket (110mm)
SKU: UGAF6 / D882*

Square Plastic Rodding Eye Spigot (110mm)
SKU: UGPRE / D883*

Extension Riser
300mm Riser Piece - 200mm Height
SKU: UGRS / D822*

350mm Chamber Base
300mm Chamber Base (110mm)
SKU: UGMBS / D810*

Underground Pipe
3M Single Socket Underground Pipe (160mm)
SKU: 160UGPSS3M / 6D143*

6M Single Socket Underground Pipe (160mm)
SKU: 160UGPSS6M / 6D146*

3M Single Socket Underground Pipe (110mm)
SKU: UGPSS3M / D143*

6M Single Socket Underground Pipe (110mm)
SKU: UGPSS6M / D146*

Connectors

Double Socket Straight Connector (160mm)
SKU: 160UGPVCB / 6D105*

18 Double Socket Straight Connector (110mm)
SKU: UGPVCB / D105*

Single Socket Straight Connector (110mm)
SKU: UGPVCS / D124*

Sockets/Junctions

Reducer Y Branch Double Socket (160mm to 110mm)
SKU: 160110UGJDS45 / 6D218*

Reducer T Branch Double Socket (160mm to 110mm)
SKU: 160110UGJDS87.5 / 6D198*

Y Branch Double Socket (160mm)
SKU: 160UGJDS45 / 6D210*

T Branch Double Socket (160mm)
SKU: 160UGJDS875 / 6D190*

19 Y Branch Triple Socket (160mm)
SKU: 160UGJTS45 / 6D211*

T Branch Triple Socket (160mm)
SKU: 160UGJTS875 / 6D191*

T Branch Double Socket (110mm)
SKU: UGJDS875 / 6D191*

Y Branch Triple Socket (110mm)
SKU: UGJTS45 / D211*

T Branch Triple Socket (110mm)
SKU: UGJTS875 / D191*

*FloPlast Product SKUs

Single/Double Socket Bends

15 Degree Single Socket Bend (160mm)
SKU: 160UGSB15 / 6D167*

30 Degree Single Socket Bend (160mm)
SKU: 160UGSB30 / 6D164*

45 Degree Single Socket Bend (160mm)
SKU: 160UGSB45 / 6D163*

90 Degree Single Socket Bend (160mm)
SKU: 160UGSB875 / 6D161*

20 90 Degree Single Socket Bend (110mm)
SKU: UGSB875 / D161*

15 Degree Double Socket Bend (160mm)
SKU: 160UGB15 / 6D567*

30 Degree Double Socket Bend (160mm)
SKU: 160UGB30 / 6D564*

45 Degree Double Socket Bend (160mm)
SKU: 160UGB45 / 6D563*

90 Degree Double Socket Bend (160mm)
SKU: 160UGB87.5 / 6D561*

90 Degree Double Socket Bend (110mm)
SKU: UGB875 / D561*

Access Bends

21 90 Degree Access Bend Single Socket (110mm)
SKU: UGAB875 / D169*

Adjustable Bend

22 0 - 90 Degree Adjustable Bend (110mm)
SKU: ABO2 / D560*

Extensions

23 200mm Gully Extension (110mm)
SKU: D505 / D505*

Amazon Gully Extension (110mm)
SKU: UG427R

FloPlast

Largest range of 110mm & 160mm domestic underground drainage available from stock!

Product Range

Reducers	
Size	SKU
160-110mm	160UG110REDUCER



Socket Plugs	
Size	SKU
110mm	UGAP5
160mm	160UGAP5



Soluble Lubricant	
Weight	SKU
800g	KPSL



UNDERGROUND



Universal Waste Adaptor	
Size	SKU
110-32mm/40mm/50mm	D95



Slotted Pipe 6m Length	
Size	SKU
110mm	UGPSS6MS
160mm	160UGPSS6MS



Soakaway Crates 1000 x 500 x 400mm	
Duty	SKU
Light 20T	CRATELD
Heavy 60T	CRATEHD



Flexible Inspection Chamber



Available to Order

FloPlast Flexible Inspection Chambers have unique 10° flexible joints which make fitting both quicker and easier!

9 270mm Chamber Base (3 Flexible 90 Degree Inlets)
SKU: D802 / D802*

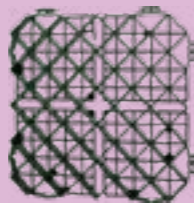
GROUNDGUARD

GroundGuard is a linked paving system, manufactured from Polyethylene, that provides a durable, safe and eco-friendly surface for grass reinforcement, ground stabilisation and gravel retention. The robust system is certified for loads up to 200 tonnes per m2, making it ideal for driveways etc. GroundGuard is 90% porous, providing effective drainage of surface water.



FEATURES & BENEFITS

- ✔ Offers unimpeded flow to surface water.
- ✔ Product design ensures easy handling and installation.
- ✔ Tiles interlock with an easy clip-together design.
- ✔ Tiles can be shaped or cut for irregular edging.



GroundGuard Tiles - SKU: G40
Pack of 20 = 3 square metres
1 tile = 390mm x 390mm x 40mm

Tested in excess of 200 tonnes per square metre spread



FLOPLAST UNDERGROUND DRAINAGE SYSTEM INSTALLATION



To see how FloPlast Underground Drainage System is installed, scan the QR Code or visit us on YouTube at **NBP Ltd**


LAND DRAINAGE

FEATURES & BENEFITS


- ✔ Perforated and coiled land drainage pipe is manufactured in HDPE
- ✔ Normally used in agriculture and in building construction sites
- ✔ Particularly beneficial in areas with heavy ground conditions i.e. clay
- ✔ Relieves hydrostatic pressure

AVAILABLE TO ORDER


Perforated Pipe		
SKU		
D046P		




Couplings	
Size	SKU
80mm	LC80
100mm	LC100



Multi-Junction Branch	
Size	SKU
60/80/100mm	LJ100



Land Drainage		
Size	Length	SKU
80mm	25m	80PER25
100mm	25m	100PER25




Designed to perform and engineered to last

VIPSeal® is a versatile range of flexible couplings and adaptors for joining and repairing low pressure and non-pressurised pipes of any material and size combination.

Clay/Saltglaze to Plastic Adaptor
121-136mm – 110-121mm
SKU: JCA01



Cast Iron to Plastic Adaptor
110-125mm – 100-115mm
SKU: JCA02



6" Clay/Saltglaze to 6" Plastic Adaptor
SKU: JCA04



6" Clay/Saltglaze to 4" Plastic Adaptor
SKU: JCA05



DAKEA ROOF WINDOWS



20-YEAR GUARANTEE

Dakea are so confident about the quality of their craftsmanship, they are the only manufacturer to offer a 20-year guarantee. Dakea build high quality roof windows specifically for the professional tradesman – offering a premium product with slimline construction, easy installation, 20-years guarantee and full technical support and all at an affordable price point.

EASY INSTALLATION

One of Europe's leading roof window brands, Dakea have more than 75 year's experience manufacturing high-quality roof windows and accessories for the trade! This expertise has been transferred into the windows design ensuring an easy fit and with the inclusion of an underfelt foil collar, this significantly reduces the amount of time required for roof window installation.

FREE COLLAR

Dakea Roof Windows come with a free Insulation Foam Collar. This forms an insulating frame around the window, which in turn helps reduce heat loss. The Insulation Foam Collar is pre-cut, so the Installation is simple as sticking on the adhesive side which will ensure a good fit!



Roof windows for smart professionals

For more information please turn to page 128



WASTE AND SOIL PIPES

Comprehensive range of products and systems for all soil and waste applications.

FloPlast

We stock a comprehensive range of products for both soil & waste applications by FloPlast.

The soil system is available in a choice of 4 colours: anthracite grey, black, grey, and white, as well as a cast iron effect finish. All components have a consistent, high gloss finish and are essentially maintenance free.

We also stock all the main essentials required for most domestic installations, from the FloPlast waste system range, available in a variety of sizes and colours. Made from polypropylene, this system is a lightweight, yet strong and cost-effective solution. Available in solvent and push fit options.

Soil & Waste Pipe Systems Colour Key



Anthracite Grey



Black



Cast Iron




Grey



White



SOIL PIPE SYSTEM INSTALLATION VIDEO



To see how the Soil Pipe System is installed scan the QR Code or find us on YouTube at **NBP Ltd**



WASTE PIPE SYSTEM INSTALLATION VIDEO



To see how the Waste Pipe System is installed scan the QR Code or find us on YouTube at **NBP Ltd**

Single Socket Connector



- SPCSSAG ● SPCSSGR
- SPCSSBL ○ SPCSSW

Double Socket Connector



- SPCDSAG ● SPCDSGR
- SPCDSBL ○ SPCDSW

Soil Access Pipe Single Socket



- SAFPAG ● SAFPLG
- SAFPBL ○ SAFPW

3m Single Socket Soil Pipe



- SPS3MAG ○ SPS3MW
- SPS3MBL

4m Single Socket Soil Pipe



- SPS4MBL ○ SPS4MW
- SPS4MGR

Floplast Internal Air Admittance Valve



- AF110BL ○ AF110W

Floplast External Air Admittance Valve



- AX110BL ○ AX110W

Air Admittance Valve - Solvent



- PFAV110BL ○ PFAV110W

Soil Pipe Clip



- SPCDAG ● SPCDGR
- SPCDBL ○ SPCDW

92.5 Degree Single Socket Bend



- SPB92.5AG ● SPB92.5GR
- SPB92.5BL ○ SPB92.5W

92.5 Degree Double Socket Bend



- SPB92.5DSAG ● SPB92.5DSGR
- SPB92.5DSBL ○ SPB92.5DSW

45 Degree Single Socket Bend



- SPB45AG ● SPB45GR
- SPB45BL ○ SPB45W

45 Degree Double Socket Bend



- SPB45DSAG ● SPB45DSGR
- SPB45DSBL ○ SPB45DSW

90 Degree Single Socket Access Bend



- SAFBAG ○ SAFBW
- SAFBBL

Adjustable Bend 0-90 Degree



- SPAB02AG ● SPAB02BL

Soil Pushfit/Solvent 45 Degree Bend



- SP440BL ○ SP440W

135 Degree Bottom Offset Bend 110mm



- SP435BL

T Branch Double Socket



- SPBR92.5AG ● SPBR92.5GR
- SPBR92.5BL ○ SPBR92.5W

T Branch Triple Socket



- SPBRT92.5BL

Double T Branch Triple Socket



- SPDBR92.5BL ○ SPDBR92.5W
- SPDBR92.5GR

Access T Branch Double Socket



- SAFTBL ○ SAFTW
- SAFTGR

112.5 Degree Y Branch Double Socket



- SPBR112.5BL

Y Branch Double Socket



- SPBR135BL ○ SPBR135W
- SPBR135GR

Y Branch Triple Socket



- SPBRT135BL

Soil Pipe Shoe



- SP161BL ○ SP161W

Soil Pipe Socket Plug



- SPSPAG ● SPSPBL

Strap On Boss



- SSOBAG ● SSOBGR
- SSOBBL ○ SSOBW

Angled Flashing/Slate



- SPFLASHING

Three Way Short Boss Pipe



- SPSBPAG ○ SPSBPW
- SPSBPBL

Floplast Weathering Collar



- SP300BL

Vent Cowl



- SPVCAG ● SPVCGR
- SPVCBL ○ SPVCW

Mushroom Vent Cowl



- MVCBL ○ MVCGR

SOIL PIPE SYSTEMS

FloPlast

CAST IRON PRODUCTS

110mm x 82mm Soil Reducer



● SD34BL

110mm x 68mm Soil/Rainwater Reducer



● SD46G

Floplast 110mm x 68mm Reducer



● SP96

110mm x 82mm Reducer



● SP97G

Universal Soil Pipe Connector



● SP140BL

Straight Pan Connector



● SPPCW

Offset Pan Connector



● SPOPCW

Bent Pan Connector



○ SPBPCW

Soil Pipe Flexi Pan Connector



○ SPFPCW

14 Degree Pan Connector



○ SP14PCW

Solvent 45 Degree Single Socket Bend



● SPSB45BL ● SPSB45GR

Solvent 92.5 Degree Single Socket Bend



● SPSB92.5BL

Solvent Double Socket Connector



● SPSCDSBL ● SPSCDSGR

FloPlast 1.8m Plain Ended Soil Pipe



● SP9CI

Soil 45 Degree Single Socket Bend



● SP163CI

Soil 45 Degree Double Socket Bend



● SP563CI

Soil Strap On Boss



● SP319CI

Soil 92.5 Degree Single Socket Bend



● SP161CI

Soil 92 Degree Double Socket Bend



● SP561CI

Soil 92 Degree Access Bend



● SP169CI

8mm Spacer Bracket



● SP89

Soil T Branch Double Socket With Boss



● SP190CI

Soil T Branch Double Socket No Boss



● SP192CI

Soil Double T Branch



● SP230CI

Soil Boss Pipe



● SP581CI

Soil Vent Cowl



● SP302CI

Soil Double Socket Connector



● SP115CI

Soil Pipe Clip Connector



● SP84CI

PVC Solvent Cement (250ml/125ml)



● SOLVENTCEMENT125 (125ml)
● SOLVENTCEMENT (250ml)



WASTE PIPE SYSTEMS

Push Fit System - 40mm

Push Fit System - 32mm

Waste Pipe 45 Degree Bend (32mm)



- WP32B45BL
- WP32B45GR
- WP32B45W

Waste Pipe 90 Degree Bend (32mm)



- WP32B90BL
- WP32B90GR
- WP32B90W

3m Waste Pipe (32mm)



- WP32BL
- WP32GR
- WP32W

Waste Pipe Clip (32mm)



- WP32PCBL
- WP32PCG
- WP32PCW

Waste Pipe 45 Degree Bend (40mm)



- WP40B45BL
- WP40B45GR
- WP40B45W

Waste Pipe 90 Degree Bend (40mm)



- WP40B90BL
- WP40B90GR
- WP40B90W

3m Waste Pipe (40mm)



- WP40BL
- WP40GR
- WP40W

Waste Pipe Clip (40mm)



- WP40PCBL
- WP40PCG
- WP40PCW

Waste Pipe Straight Connector (32mm)



- SPS4MBL
- SPS4MGR
- SPS4MW

Waste Pipe 90 Degree Street Elbow (32mm)



- SPS4MBL
- SPS4MGR
- SPS4MW

Waste Pipe Socket Plug (32mm)



- SPS4MBL
- SPS4MGR
- SPS4MW

Waste Pipe 90 Degree Swept Tee (32mm)



- SPS4MBL
- SPS4MGR
- SPS4MW

Waste Pipe Reducer (40mm - 32mm)



- WP40RBL
- WP40RGR
- WP40RW

Waste Pipe Straight Connector (40mm)



- WP40SCBL
- WP40SCGR
- WP40SCW

Waste Pipe 90 Degree Street Elbow (40mm)



- WP40SEBL
- WP40SEGR
- WP40SEW

Waste Pipe Socket Plug (40mm)




- WP40SPBL
- WP40SPGR
- WP40SPW

Waste Pipe 90 Degree Swept Tee (40mm)



- WP40TBL
- WP40TGR
- WP40TW

Waste Pipe Systems Colour Key



Black Grey White

WHY NOT GIVE US A CALL TODAY

NORTH WEST

01204 800 565
sales.northwest@nbp.co.uk

YORKSHIRE & HUMBERSIDE

0113 277 8600
sales@nbp.co.uk

NORTH EAST

0191 300 6050
sales.northeast@nbp.co.uk

MIDLANDS

01455 249 400
sales.eastmidlands@nbp.co.uk

Nationwide Delivery - Give your nearest depot a call today!



MORE BRANDS

MORE STOCK

MORE CHOICE



IT'S THE THOUGHT THAT COUNTS.

ABS Solvent Weld System - 32mm

Solvent Waste Pipe Access Plug (32mm)



● **WPS32APBL**

Solvent Waste Pipe 45 Degree Bend (32mm)



● **WPS32B45BL**

Solvent Waste Pipe 90 Degree Bend (32mm)



● **WPS32B90BL** ○ **WPS32B90W**

3m Solvent Waste Pipe (32mm)



● **WPS32BL**

Solvent Waste Pipe 90 Degree Conversion Bend (32mm)



● **WPS32CBBL**

Solvent Waste Pipe Clip (32mm)



● **WPS32PCBL**

Solvent Waste Pipe Reducer (32mm – 21.5mm)



● **WPS32RBL**

Solvent Waste Pipe Straight Connector (32mm)



● **WPS32SCBL**

Solvent Waste Pipe 90 Degree Tee (32mm)



● **WPS32TBL**

ABS Solvent Weld System - 40mm

Solvent Waste Pipe Access Plug (40mm)



● **WPS40APBL**

Solvent Waste Pipe 45 Degree Bend (40mm)



● **WPS40B45BL** ○ **WPS40B45W**

Solvent Waste Pipe 90 Degree Bend (40mm)



● **WPS40B90BL** ○ **WPS40B90W**

3m Solvent Waste Pipe (40mm)



● **WPS40BL** ○ **WPS40W**

Solvent Waste Pipe 90 Degree Conversion Bend (40mm)



● **WPS40CBBL**

Solvent Waste Pipe Clip (40mm)



● **WPS40PCBL**

Solvent Waste Pipe Reducer (40mm – 21.5mm)



○ **WPS40R21W**

Solvent Waste Pipe Reducer (40mm – 32mm)



● **WPS40RBL**

Solvent Waste Pipe Straight Connector (40mm)



● **WPS40SCBL** ● **WPS40SCGR**

Solvent Waste Pipe 90 Degree Tee (40mm)



● **WPS40TBL**

Solvent Overflow System

Solvent 3m Overflow Pipe



○ OFS3W

21.5mm Solvent Overflow 45 Degree Bend



○ OFSB45W

21.5mm Solvent Overflow 90 Degree Bend



○ OFSB90W

21.5mm Solvent Overflow Pipe Clip



○ OFSPCW

21.5mm Solvent Overflow Straight Connector



○ OFSSCW

110mm – 32mm/32mm Underground/Waste Adaptor



UGW3232T

110mm – 32mm Underground/Waste Adaptor



UGW32T

110mm – 40mm/40mm Underground/Waste Adaptor



UGW4040T

110mm – 40mm Underground/Waste Adaptor



UGW40T

32mm Rubber Waste Adaptor



WA1.25

40mm Rubber Waste Adaptor



● WA1.5

Waste Adaptors

CHANNEL DRAINAGE



Channel Drain

Manufactured from recycled polypropylene, ACO HexDrain is suitable for domestic applications up to Load Class A 15. The high quality ACO HexDrain channels clip together for quick and easy installation.

A choice of black plastic and galvanised steel gratings are available to provide the perfect finish:



Black Plastic Grating

CHANNELDRAIN



Galvanised Steel Grating

CHANNELDRAINALV



Slot Drainage

SKU: CHANNELDRAINBS

Manufactured from recycled polypropylene, ACO HexDrain® Brickslot is suitable for pedestrian and vehicle traffic up to Load Class A 15. The high quality ACO HexDrain Brickslot channels clip together, allowing for quick and easy installation. The channel comes complete with an offset slotted grating, ideal for block paving up to and including 60mm.



Channel Drain Accessory Pack

Each set contains 2 x end caps, 1 x Vertical Outlet Connector (110mm) and 1 x Leafguard.

SKU: CHANNELDRAIN/A/P



Channel Drain Corner Block

Allows you to join up to 4 HexDrain channels together. Can accept inputs from any of the four sides.

SKU: CHANNELDRAIN/C/B



Channel Drain Brickslot Corner Block

The ACO brickslot corner block acts as both an access unit and a corner unit.

SKU: CHANNELDRAIN/B/S/C/B



Channel Drain End Cap

These closing end caps effectively shut off the system, enabling a watertight seal.

SKU: CHANNELDRAIN/E/C



Channel Drain Outlet End Cap

Easy lateral connection from surface drainage to 110mm underground drainage systems.

SKU: CHANNELDRAIN/O/E/C



Channel Drain Sump Unit

Should be connected to a HexDrain corner unit or an outlet connector to remove surface water.

SKU: CHANNELDRAIN/SUMP



CHANNEL DRAINAGE INSTALLATION VIDEO

To see how the HexDrain Channel Drainage is installed scan the QR Code or find us on YouTube at **NBP Ltd**



OUTDOOR LIVING

Composite decking and matching Balustrade designed for the trade.

COMPOSITE DECKING











AmbiDeck's contemporary range of high quality and eco-friendly composite decking, features a dual surface board, with one side having a realistic woodgrain pattern, replicating a natural wood finish, while on the reverse, there is a grooved design in the style of traditional timber deck boards.


Composite decking eliminates issues commonly associated with timber decking, such as splintering, breaking and the need for regular painting or staining. Our range is B1 fire rated, anti-slip, offers a full 10-year warranty and is available in five popular colours: Autumn Teak, Charcoal Black, Graphite Grey, Natural Ash and Walnut Brown.

Also available is a matching composite balustrade system and a full range of accessories to help give a professional finish to any installation. Adding a balustrade provides a hand rail and safety barrier around your deck and is suitable for a range of applications including: patios, terraced areas, verandas and decking. Once again it is available in five colours which complement our decking range.

Advantages

-  **Anti-Slip**
High friction finish gives low slip in both wet and dry conditions
-  **Easy to Install**
Few tools needed, watch our installation guide video on page 169
-  **Eco-Friendly**
Composed from a composition of reclaimed wood and HDPR plastic
-  **Hidden Fixings**
Self gapping T-clips attach boards without needing to screw through them
-  **Low Maintenance**
No painting, staining or sealing required
-  **Recyclable**
Can be remanufactured at the end of its life course
-  **Splinter Free**
Safe for bare feet, little ones and pets
-  **UV Stable**
Will not grey with exposure, unlike traditional timber

AmbiDeck Decking Colour Range



MORE BRANDS • MORE STOCK • MORE CHOICE

Guarantee Information



Our composite decking system has been built to last, which is proven by the fact it comes with a 10-year warranty against splitting, splinters, warping and structural damage. This guarantee however does not cover damage caused by poor installation.

Manufacture

These boards are manufactured from wood plastic composites, a unique composition that replicates wood, while having the strength and durability of synthetic plastics. This means there is no need for maintenance like there is with traditional timber decking.



Whilst we recommend using the composite subframe, quality treated timber is equally effective



Decking Board



Angle Trim



Subframe



Plastic Fixing Clip



S/S Starter Clip

DID YOU KNOW?

0.75 Boards = 1 Square Metre

21 Fixings/Clips required per SQM


OR 1 box of fixings (QTY 100) covers 4.75 SQM

One box of fixings required for every 6.3 boards

AMBIDECK COMPOSITE DECKING INSTALLATION VIDEO



To see how the AmbiDeck Decking is installed scan the QR Code or find us on YouTube at **NBP Ltd**



Product Range

AmbiDeck Plank			
Colour	Size	Length	SKU
Autumn Teak	148 x 25mm	5m	AMDB5T
Charcoal Black	148 x 25mm	5m	AMDB5BL
Graphite Grey	148 x 25mm	5m	AMDB5G
Natural Ash	148 x 25mm	5m	AMDB5N
Walnut Brown	148 x 25mm	5m	AMDB5BR



Decking Accessories

AmbiDeck Angle Trim			
Colour	Size	Length	SKU
Autumn Teak	45 x 45mm	5m	AMDT5T
Charcoal Black	45 x 45mm	5m	AMDT5BL
Graphite Grey	45 x 45mm	5m	AMDT5G
Natural Ash	45 x 45mm	5m	AMDT5N
Walnut Brown	45 x 45mm	5m	AMDT5BR



Starter S/S Decking Fixing Clip (Pack of 20)

Size	Length	SKU
45 x 45mm	5m	AMDSC



Hidden Decking Fixing Clip (Pack of 100)

Size	Length	SKU
18 x 11mm	31mm	AMDFIX



AmbiDeck Colour Coded Decking Screw

Colour	SKU
Autumn Teak	AMDCCSAT
Charcoal Black	AMDCCSCH
Graphite Grey	AMDCCSGG
Natural Ash	AMDCCSNA
Walnut Brown	AMDCCSWB



AmbiDeck Drill Bit

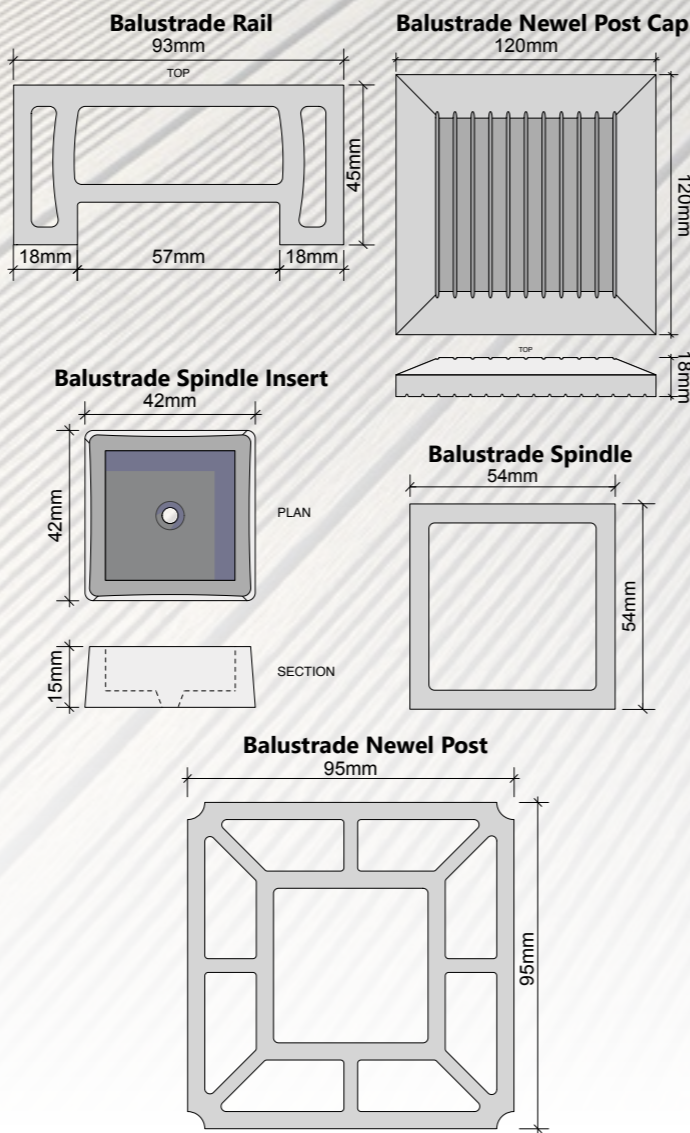
SKU
AMDSDB



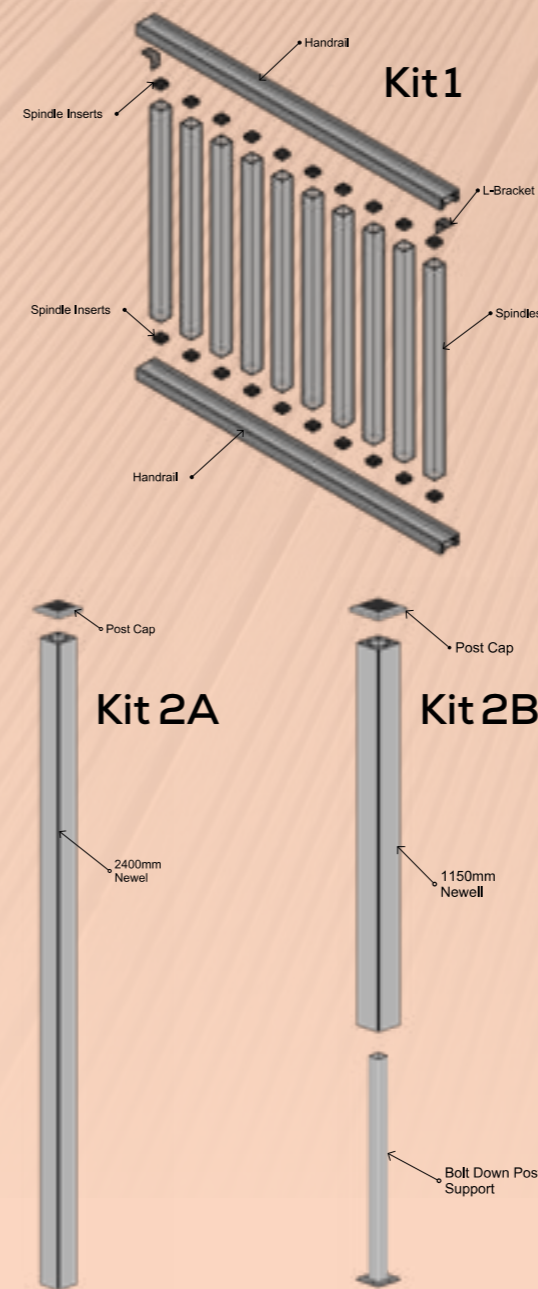
Decking Pins (Pack of 50)			
Colour	Size	Length	SKU
Autumn Teak	18 x 11mm	31mm	ECO09PA
Charcoal Black	18 x 11mm	31mm	ECO09PC
Graphite Grey	18 x 11mm	31mm	ECO09PG
Natural Ash	18 x 11mm	31mm	ECO09PS
Walnut Brown	18 x 11mm	31mm	ECO09PW



BALUSTRADE



BALUSTRADE KITS



Balustrade


Adding a balustrade gives the decking a complete and professional finish, whilst at the same time providing a safety barrier around the decking area. That is why we supply a high-quality, full composite balustrade system in five popular colours, which perfectly complement our decking range and help to create a seamless appearance.

The balustrade system is now only available in kit format, with 3 easy to order options. This easy to install system is suitable for a range of applications including: patios, terraced areas, verandas and decking. Comes with a 20-year warranty.

Balustrade Kit 1		
Items	Colour	SKU
2 x Handrail 1.64m 10 x Spindles 20 x Spindle Inserts 2 x L-Brackets	Autumn Teak	AMDBALKIT1T
	Charcoal Black	AMDBALKIT1BL
	Graphite Grey	AMDBALKIT1G
	Natural Ash	AMDBALKIT1N
	Walnut Brown	AMDBALKIT1BR

Balustrade Kit 2A		
Items	Colour	SKU
Newel Post 2400m Newel Post Cap	Autumn Teak	AMDBALKIT2AT
	Charcoal Black	AMDBALKIT2ABL
	Graphite Grey	AMDBALKIT2AG
	Natural Ash	AMDBALKIT2AN
	Walnut Brown	AMDBALKIT2ABR

Balustrade Kit 2B		
Items	Colour	SKU
Newel Post 1150m Newel Post Cap Bolt Down Post Support	Autumn Teak	AMDBALKIT2BT
	Charcoal Black	AMDBALKIT2BBL
	Graphite Grey	AMDBALKIT2BG
	Natural Ash	AMDBALKIT2BN
	Walnut Brown	AMDBALKIT2BBR



Accessories

Composite Joist		
Size	Length	SKU
50 x 50mm	2.4m	AMDSUB



Timber Hangers	
Size	SKU
47 x 125-220mm	47TH
47 x 75-100mm	47THM



Angle Bracket	
Size	SKU
90 x 90mm	9090AB



In-Dex Carriagebolt, Nut & Washer (Pack of 10)	
Size	SKU
10 x 150mm	10150INCB
10 x 160mm	10160INCB
10 x 200mm	10200INCB



Adjustable Decking Pedestal	
Size	SKU
41 - 63mm	PEDESTALRDA-1
63 - 95mm	PEDESTALRDA-3
95 - 152mm	PEDESTALRDA-4



Fixed Head Decking Pedestal	
Size	SKU
22 - 35mm	PEDESTALRPF-1



Post Mix	
Weight	SKU
20kg	POSTMIX



Drive In Post Spike – Bolt HDG	
Size	SKU
100 x 600mm	PSB100600G
100 x 750mm	PSB100750G



Driving Tool	
Size	SKU
100mm	DT100



Bolt Down Shoe – Bolt HDG	
Size	SKU
100mm	BDB100G



Weed Control Fabric	
Size	SKU
2 x 25m	WEED225



SPECIAL ORDER
Allow up to 10 working days.

We also stock:

← For a range of treated timber, see page **142** for more details.

← For any fixings required, have a look at our wide range on page **184**.

← Penosil's TURBO-Tack 701 is the perfect adhesive for securing the angle trim to your deck. For more details go to page **177**.

COMPOSITE FENCE SYSTEM

This interlocking Composite Fence system is available in five stunning colours. It is durable, long-lasting and requires no maintenance or painting.

The hardwearing composite material has a double-sided, deep embossed woodgrain effect, giving an attractive fence on both sides!

If you already have existing concrete posts, then simply use the same composite panels combined with the unique retrofit aluminium inserts, which are inserted into the existing concrete posts.



**0.28m²
Per Panel**



Composite Fencing Board				
Colour	Length (mm)	Width (mm)	Depth (mm)	SKU
Anthracite Grey	1830	160	20	CFBAG1.8
Black	1830	160	20	CFBBL1.8
Natural Oak	1830	160	20	CFBNO1.8
Walnut	1830	160	20	CFBW1.8
Slate Grey	1830	160	20	CFBSG1.8



These Composite Fence Boards interlock with a tongue and groove system. Featuring a deep embossed woodgrain effect on both faces to provide an attractive fence on both sides! These come in standardised 1830mm lengths (6 foot).

Composite Fencing Finishing Board				
Colour	Length (mm)	Width (mm)	Depth (mm)	SKU
Anthracite Grey	1830	150	20	CFFBAG1.8
Black	1830	150	20	CFFBBL1.8
Natural Oak	1830	150	20	CFFBNO1.8
Walnut	1830	150	20	CFFBW1.8
Slate Grey	1830	150	20	CFFBSG1.8



The Composite Fence Top Boards neatly complete each fencing bay with a flat smooth top. Seamlessly interlocking into the panel below, these unique finishing boards offer a high-quality finish to each bay.

Aluminium Retrofit Inserts (Pack of 2)					
Colour	Length (mm)	Width (mm)	Depth (mm)	Thickness (mm)	SKU
Anthracite Grey	1830	150	20	22	CFAIAG
Black	1830	150	20	22	CFAIBL
Natural Oak	1830	150	20	22	CFAINO
Walnut	1830	150	20	22	CFAIW
Slate Grey	1830	150	20	22	CFAISG



Available in all 5 colours, these aluminium inserts are the perfect option for a secure fitting into existing concrete posts. The inserts are easy to cut-to-size, provide a secure hold for the composite boards, giving a sleek finish to the fencing system.

Aluminium Retrofit Insert Caps				
Colour	Length (mm)	Width (mm)	Depth (mm)	SKU
Anthracite Grey	48	40	10	CFICAG
Black	48	40	10	CFICBL
Natural Oak	48	40	10	CFICNO
Walnut	48	40	10	CFICW
Slate Grey	48	40	10	CFICSG



Made from a sturdy plastic, these caps are specifically designed to fit into the aluminium inserts, giving a polished finish to the fencing.

Composite Fencing Post				
Colour	Length (mm)	Width (mm)	Depth (mm)	SKU
Anthracite Grey	2400	100	100	CFPAG2.4
Black	2400	100	100	CFPBL2.4
Natural Oak	2400	100	100	CFPNO2.4
Walnut	2400	100	100	CFPW2.4
Slate Grey	2400	100	100	CFPSG2.4



The Composite Fence Posts are slotted along 3 edges with one finished edge, enabling the fence system to branch both left and right with one single post. The fence panels slot snugly into the posts making the fencing bays incredibly resilient. Available in 2400mm lengths.

Composite Fencing Post Cap			
Colour	Width (mm)	Depth (mm)	SKU
Anthracite Grey	120	120	CFPCAG
Black	120	120	CFPCBL
Natural Oak	120	120	CFPCNO
Walnut	120	120	CFPCW
Slate Grey	120	120	CFPCSG



Matching Post Caps to suit the composite posts. Available in all five colours.

Steel Mount			
Length (mm)	Width (mm)	Depth (mm)	SKU
3000	100	100	CFSM



The steel mount is fixed in place to the concrete base (see bolts below), and then the composite post can be dropped over the top. The steel rod then acts as a rigid support to the post. Available in 3000mm lengths.

Steel Mount Bolts
SKU
CFSMB



Fixing Mount Bolts especially designed for fixing the steel mount. Come as a pack of four.

Slatted Fence Topper
SKU
CFSSLATTED



The Slatted Composite Screen is a popular choice for those who are seeking a contemporary, stylish look. The slatted composite creates an interesting visual effect, perfect for adding onto composite fencing whilst still providing excellent privacy.*

Ivy Fence Topper
SKU
CFSIVY




For a natural, organic feel the Ivy Composite Screen pattern is perfect. Mimicking foliage from the natural environment works perfectly for those wanting to add a touch of the countryside to the design, giving the space a relaxing feel.*

*The 300mm height replaces 2 fence panels. Available in black only, this acts as a nice contrast to the other colours.

BIG ON BRANDS



Open a Trade Professional Account



SCAN QR CODE HERE



- Trade Discount ✓
- FREE Delivery ✓
- Online Ordering ✓
- Huge Stocks ✓
- Latest Offers ✓
- Order Online Until 10pm ✓



SILICONES & ADHESIVES

An extensive range of high quality silicones, sealants, adhesives, foams and cleaners.

SILICONES

PENOSIL

Penosil neutral cure silicone is a high-quality, one-component, neutral silicone that does not contain corrosive or strong smelling additives. This impressive range of products preserves all properties of elasticity and adherence to most surfaces with no ageing problems, remaining stable from atmospheric agents.



Silicones	Agate Grey	Anthracite Grey	Black	Bronze	Chartwell Green	Clear	Cream	Oak	Rosewood	White
C-27/317		LMNAG	LMNBL	LMNBZ	LMNCG	LMNC	LMN9001	LMNO	LMNRW	LMNW
C-22/312	LMNRL7038					C22LMNC			C22LMNRW	C22LMNW

Penosil's new generation of hybrid adhesives use modified polymers to ensure a strong, elastic bond to a variety of materials.



FAST AND STRONG
SPEEDFIX ADHESIVES



**EasySpray
111 Foam**
SKU: PSGF111

**Insulation
in a can**



**Penosil 111 Insulation
Installation Guide**

EasySpray Foam 111 is a one-component, ready-to-use sprayable gun foam for sealing and insulating all types of inconvenient places and surfaces, where using traditional insulation materials is difficult. Fast and convenient to use. Special spray applicator is compatible with most foam guns.



**35%
More Yield**

**Window & Door
Gunfoam 55 156**

Window & Door Gunfoam 65 156 is a high yield one-component polyurethane gun foam for window and door sealing and installation works. Adheres well to all common construction materials. Ensures airtight & soundproof sealing.

SKU: PHYGF65156




**SpeedFix
Construction 878**

SpeedFix Construction 878 is a foam adhesive with EasyGun applicator for fixing exterior and interior insulation boards, windowsills, construction blocks, etc. Suitable for exterior and interior use. Excellent adhesive and thermal insulation

SKU: PPSFFA878

**Universal
Foam
Adhesive**




SOUDAL

Professional grade sealants for all interior and exterior applications including glazing sealants and much more. Discover Silirub's structured range of silicones for industrial and construction applications.





**Whatever the colour
choose Silirub color**

**Neutral cure silicone
sealant in RAL colours.**

Silirub color can be produced in any RAL CLASSIC colour.



Silirub LMN

				
Black SILIRUBLMNB	Clear SILIRUBLMNC	Oak SILIRUBLMNO	Teak/Brown/Rosewood SILIRUBLMNT	Brilliant White SILIRUBLMNW






**"Life isn't black
and white, it's all
sorts of grey."**



Silirub LMN

		
Pebble Grey (RAL 7032) LMN7032	Anthracite Grey (RAL 7016) SILIRUBLMNAG	Agate Grey (RAL 7038) SILIRUBLMNAGG

Silirub Color

		
Slate Grey (RAL 7015) LMN7015	Elephant Grey (RAL 7040) LMN7040	Silver Grey (RAL 7001) LMN7001

Silirub Color 2

	
Portland Grey SILIRUBPORTLAND	Basalt Grey (RAL 7012) LMN7012



**We also stock a selection of
trade professional caulking guns**

See page 194

BONDING & SEALANTS

Decorators Caulk (290ml)



(White) SKU: WC300

LMA Multipurpose Silicone (270ml)



**(Clear) SKU: LMAC
(White) SKU: LMAW**

Roof & Gutter Sealant (300ml)



(Black) SKU: RGS

Lead Sealant (300ml)



(Grey) SKU: LS

Stelmax 1961 Sealant (300ml)



SKU: STELMAX1961

S-11/313 Sanitary Silicone (300ml)



**(Clear) SKU: SANC
(White) SKU: SANW**

Repair Express Cement (290ml)



**(Beige) SKU: RECEMENTB
(Grey) SKU: RECEMENTG**

Repair Express Plaster (290ml)



(White) SKU: REPLASTER

Aquafix All Weather Sealant (300ml)



SKU: AWS

ADHESIVES & SEALANTS

Fix ALL - High Tack (290ml)



**(White) SKU: FIXALLWH
(Black) SKU: FIXALLBL**

Fix ALL - Turbo (290ml)



(White) SKU: FIXALLT

Fix ALL - Crystal (290ml)



(Clear) SKU: FIXALLCL

Self Cleaning Glass Silicone



(Black) SKU: SMX506BL

796 Jointing Sealant



SKU: TP796

Silicone Spray (500ml)



SKU: SL

Superglue Activator (200ml)



SKU: SGA

Superglue High Viscosity



(20gm) SKU: SG

Superglue High Viscosity



(50gm) SKU: SG50

FOAMS

Expanding Foam Gun Grade (750ml)



SKU: EFGG

Expanding Foam Handheld (750ml)



SKU: EFHH

B1 Fire Rated Expanding Foam (Gun Grade)



SKU: EFF1GG

B2 Fire Rated Foam Gun Grade (750ml)



SKU: EFF2GG

EasySpray Foam 111 Sprayable gun foam



SKU: PSGF111

Window & Door Gunfoam 65 156 High yield installation gun foam



SKU: PHYGF65156

SpeedFix Construction 878 Foam adhesive with EasyGun applicator



SKU: PPSFFA878

CLEANERS & WIPES

Expanding Foam Gun Cleaner (500ml)



SKU: EFGC

Multi-Purpose Wipes (100 Wipes)



SKU: MPW

Fixco Glass Cleaner (1L, 25L)



**(1L) SKU: GC
(25L) SKU: GC25**

Soudal Solvent Cleaner (1L, 25L)



**(1L) SKU: SC
(25L) SKU: SC25**

Cream Cleaner (1L)



SKU: CC

Tissue Wipe (190mm x 150m)



SKU: TW


UltraGrime Pro Wipes (100 Wipes)



SKU: ULTRAGRIME



Silicones & Adhesives



**SCAN
HERE**



TOOLS & FIXINGS

A diverse range of trade quality fixings and tools made by reputable brands.

With every installation, it's likely you will need various smaller tools to assist completing the job to a high standard. You can find everything you need at NBP – we keep a huge range of professional tools, accessories, attachments, and protective equipment in stock from some of the biggest brands around. From saws, drill bits and knives to gloves, seat covers and dust sheets and everything in between, we make sure you are fully kitted out and ready to go.



FIXINGS Universal Wood Screws

StarTurn screws are manufactured to the highest standard exceeding BS EN 14592:2008. They are plated to exceed all industry recommendations. As the thread begins at the very point of the screw, starting is virtually instant and the unique StarForm thread cuts a receiving thread into the timber structure, reducing torque.



FEATURES & BENEFITS

- ✓ No pre-drilling
- ✓ Superior holding power
- ✓ 50% Quicker screw penetration
- ✓ 50% Less drive-in torque required

Sizes Chart		Length							
		25mm	30mm	40mm	50mm	60mm	70mm	80mm	100mm
Diameter	4.0mm	WS425	WS430	WS440	WS450		WS470		
	5.0mm	WS525	WS530	WS540	WS550	WS560	WS570	WS580	WS5100

All sizes come in boxes of 200, apart from 5 x 100mm, which come in boxes of 100.



For all your Screw Cover Caps, please turn to page 187

WHY NOT GIVE US A CALL TODAY

NORTH WEST

01204 800 565
sales.northwest@nbp.co.uk

YORKSHIRE & HUMBERSIDE

0113 277 8600
sales@nbp.co.uk

NORTH EAST

0191 300 6050
sales.northeast@nbp.co.uk

MIDLANDS

01455 249 400
sales.eastmidlands@nbp.co.uk



Nationwide Delivery - Give your nearest depot a call today!

Polymer Pins/Nails	Pin (30mm)	Pin (40mm)	Nail (50mm)	Nail (65mm)
Anthracite Grey		PHP40AG		PHN65AG
Agate Grey		PHP40AGG		PHN65AGG
Black	PHP30BL	PHP40BL	PHN50BL	PHN65BL
Brown	PHP30BR	PHP40BR	PHN50BR	PHN65BR
Chartwell Green		PHP40CG		PHN65CG
Cream		PHP40CR		PHN65CR
Dark Grey		PHP40DG		PHN65DG
Irish Oak		PHP40IO		PHN65IO
Oak	PHP30O	PHP40O	PHN50O	PHN65O
Pale Gold		PHP40PG		PHN65PG
Sable		PHP40S		PHN65S
Storm Grey		PHP40SG		PHN65SG
White	PHP30W	PHP40W	PHN50W	PHN65W

StarPin™ Polymer Headed

- Resistant to weathering with ultraviolet stable colours
- Stainless Steel shank ensures high corrosion resistance
- Resistant to chemical attack
- Low profile head and maximum pull-out resistance

High Strength, High Stability

Tough polymer headed pins and nails. A colourfast, cost effective fixing solution for PVCU products.



Dimensions

StarNail™

StarPin™

Type	Material	Shank	HD	NL
StarNail	A4 / 316 Stainless Steel	3.35mm	12mm	50mm, 65mm
StarPin	A4 / 316 Stainless Steel	2.15mm	6.6mm	30mm, 40mm

Cover Caps

Made from durable polyamide these cover caps are perfect for covering exposed screw heads. Available in push-on or hinged style caps and in several popular colours.



Cover Caps - Small

Black CCBL	Dark Brown CCDBR	Dark Grey CCDG	White CCW	100 per pack
---------------	---------------------	-------------------	--------------	---------------------

Cover Caps - Large

Black CCBL5	Brown CCBR5	Dark Grey CCDG5	White CCW5	50 per pack
----------------	----------------	--------------------	---------------	--------------------

Hinge Cover Caps

Cream CCC	Light Brown CCLB	100 per pack
--------------	---------------------	---------------------

Cable Clips



Black (Box of 100)
SKU: CCLIPBL

White (Box of 50)
SKU: CCLIPW

Cladding Pins



250 Per Box
30mm - SKU: CP30
50mm - SKU: CP50

Cladding Screws



250 Per Box
30mm - SKU: ACSS250

Clout Nails



25mm (0.5kg)
SKU: NAILSGALV20

65mm (1kg)
SKU: NAILSGALV65

Drywall Screws



1000 per box
3.5mm x 42mm
SKU: DWS


500 per box
4.2mm x 65mm
SKU: DWS65

500 per box
4.2mm x 100mm
SKU: DWS100

Wall Plugs




100 per box
Red - SKU: RP
Brown - SKU: BP



Masonry Screws - 100 Per Box


The self-tapping with spaced hi-lo thread provides these masonry screws with the ultimate grip and allows for multiple re-fixing, without stripping the formed tapped hole. Suitable for many substrates including concrete.

Masonry Screws (100 Per Box)	
Size	SKU
7.5 x 60mm	CS60
7.5 x 75mm	CS75
7.5 x 100mm	CS100
7.5 x 110mm	CS110
7.5 x 120mm	CS120
7.5 x 140mm	CS140
7.5 x 150mm	CS150
7.5 x 180mm	CS180
7.5 x 200mm	CS200



TAPES

Double Sided Tape



An extensive range of double sided, foam glazing tape with exceptional strength and long-term adhesion. A cost-effective and easy to fit solution that reduces the risk of glass removal in externally beaded frames, whilst also protecting against water ingress and draughts entering between the glass and frame. Available in various thicknesses, widths and lengths to suit customer's specific requirements.

Double Sided Tape (Black)	
Size	SKU
10mm x 1mm x 50m	DST1BL
10mm x 2mm x 25m	DST2BL
10mm x 3mm x 20m	DST3BL
10mm x 4mm x 15m	DST4BL
10mm x 5mm x 12m	DST5BL
10mm x 6mm x 15m	DST6BL
12mm x 4mm x 15m	DST124BL
15mm x 2mm x 25m	DST152BL

Double Sided Tape (White)	
Size	SKU
10mm x 1mm x 50m	DST1W
10mm x 2mm x 25m	DST2W
10mm x 3mm x 20m	DST3W
10mm x 4mm x 15m	DST4W

Silver Gaffer Tape	
Size	SKU
50mm x 50m	GT50

Vinyl cloth reinforced tape with adhesive backing. Also known as duct tape, it is the ultimate maintenance aid and a must for temporary repair work.

Masking Tape	
Size	SKU
25mm x 50m	MT25
50mm x 50m	MT50

Multi-surface masking tape, sticks well and easy to remove, making it ideal for most tasks.

Firmahold Nailgun Nails		
Size	Quantity	SKU
2.8 x 63mm	3300 Nails + 3 Fuel Cells	NGN63
3.1 x 90mm	2200 Nails + 2 Fuel Cells	NGN90



These FirmaHold nail & gun nails have a diamond point for maximum penetration and come with gas cells included in the pack. The nails' clipped head increases the number of nails per strip and therefore reduces tool loading times.

For use in structural applications and uses high quality paper collation to reduce the risk of nail jams. Rust protection to comply with building regulations and meet with service classes.

Baypole Screws - 200 Per Box

These self-drilling Baypole Screws are specifically designed for use in the fabrication and installation of PVC-U windows & conservatories, but can be used for other DIY projects.

They are forged from carbon steel with a hardened zinc plate for robust and tough application. Popular with the professional due to providing a secure fix.

Baypole Screws (200 Per Box)	
Size	SKU
4.8 x 50mm	BPS450
4.8 x 60mm	BPS460
4.8 x 70mm	BPS470
4.8 x 80mm	BPS480
4.8 x 95mm	BPS490



HAND TOOLS

Quality trade screwdrivers manufactured from hardened chrome vanadium steel, which has been correctly tempered for greater strength and durability.

Screwdrivers	
Type	SKU
Flathead 8mm	SCREWDRIVERFLAT8
No 2 Pozi	SCREWDRIVERPOZI2
No 3 Pozi	SCREWDRIVERPOZI3



These DeWalt PZ2 screwdriver bits are made from high quality hardened steel and come in a handy flip-top box.

Dewalt PZ2 Screwdriver Bit		
Size	Pack Quantity	SKU
25mm	25	PZ2PACK
50mm	15	PZ2PACK(LONG)



This attachment has a variable pitch tooth pattern for efficient dust cleaning and gives superior cutting performance in wood, plastic, non-ferrous metals and man-made boards.

Has a high quality M3 grade HSS steel cutting edge and the diameter is stamped onto the body for ease of size recognition.

Holesaw	
Size	SKU
64mm	HOLESAW64
70mm	HOLESAW70



Holesaw arbors including pilot drill, for use with 32 - 210mm diameter holesaws.

Holesaw Arbor	
Type	SKU
Hex Shank	ARBORHEX
SDS Shank	ARBORSDS



Diamond Cutting Blades

These high performance Pro Diamond Blades are a professional general purpose/concrete cutting diamond blade, which features a 15mm diamond segment allowing for very fast cutting. Perfectly suited for cutting roof tiles, concrete, stone, granite, paving, clay and brick.

Key Features

- Fast cutting 15mm diamond segment
- General purpose/concrete application
- Cuts: Concrete, Stone, Brick, Tiles and Paving
- Manufactured to ISO and EN13236

Available Sizes

- (4.5") 115mm x 22mm - SKU: DIAMONDBLADE4.5
- (9") 230mm x 22mm - SKU: DIAMONDBLADE9
- (12") 300mm x 20mm - SKU: DIAMONDBLADE12



Stanley Hammer Tacker

A compact, heavy duty hammer tacker with steel housing for added durability and prolonged usability. Designed to withstand thick, rugged materials and suitable for applications such as carpeting, insulation, felting and plastic wrapping.

Fits 2 sticks of staples to reduce re-load times and the anti-jam mechanism allows for continuous use and reliable operation.
SKU: HAMMERTACKER

Stanley Heavy Duty Staples (10mm)

For use with the Stanley Hammer Tacker.

Quantity: 1,000 Pieces
SKU: STAPLES10



Classic Stanley Knife



SKU: SK

Instant Change Stanley Knife



SKU: SKIC

Plastic Stanley Knife



SKU: SKP

Stanley Knife Blades



SKU: SKB

Stanley Quickslide Pocket Knife



SKU: SKQS

- All metal long lasting construction
- The blades cannot be used simultaneously
- One handed operation blade slider
- Push down and slide safety feature

You must be 18 years old or over to buy these cutting implements.



It's important to look after your hands when using these knives, so for our full range of protective gloves see [page 200](#)

Saws and Blades

UPVC Predator Saw



SKU: SAWPRED

Hardpoint Saw (20")



SKU: SAWI20

Hardpoint Saw (14")



SKU: SAW14

Coping Saw



SKU: COPINGSAW

Hacksaw (12")



SKU: HACKSAW

Hacksaw Blades



SKU: HACKSAWBLADES

Jigsaw Blades (75mm)



SKU: JIGSAWBLADES

Wood Sabre Blades



SKU: SABREBLADES

Metal Sabre Blades (130mm)



SKU: SABREBLADESM

Miscellaneous

Stanley Spirit Level (8")



SKU: SHORTLEVEL

Stainless Steel Scissors (10")



SKU: SCISSORS

Crowbar (18")



SKU: CROWBAR18

Sweeping Brush (18")



SKU: SWEEPINGBRUSH

Wooden Broom Handle



SKU: BROOMHANDLE

Claw Hammer (16oz)



SKU: CH16

Carpenters Pencils - Pack of 3 (150mm)



SKU: CP

Gasket Shears



SKU: GASKETSHEARS

Adjustable Bevel



SKU: ADJBEVEL

Applicator Guns

**Power Pro Sealant Gun
(400ml Tubes)**



SKU: SGP

Skeleton 'Cox' Gun



SKU: SG410

Metal Foam Gun



SKU: MFG

Nylon Brickline (15m)



SKU: CL

Stanley Chalk Line Reel & Blue Chalk



30m chalk line with high capacity and rewind gear ratio, and chalk available separately. Chalk reel features a clear case view and a sliding door for easy refill.

- Plastic Construction
- 45g Chalk Capacity
- 113g Blue Chalk
- 3.5:1 Rewind Gear Ratio
- Durable Stainless Steel End Hook

Chalk Line Reel (30m) - **SKU: SCLR**
Blue Chalk (4oz) - **SKU: SBC**

Disposable Latex Gloves



SKU: LATEXGLOVES



The no. 1 choice for all your low maintenance building materials



Large Stock



BIG ON SERVICE

Our night teams get your orders ready for early site deliveries.



BIG ON DELIVERY

Our massive fleet deliver free to site the very next day.



BIG ONLINE

Order online right up to 10:00pm and we will still deliver to you the very next working day.

NBP MORE BRANDS • MORE STOCK • MORE CHOICE

Drill and Screwdriver Bits

HSS Drill Bit



(4mm) HSS4 (7mm) HSS7
(6.5mm) HSS65 (8mm) HSS8

Masonry Drill Bit



(5.5mm) MD55
(6mm) MD6 (7mm) MD7

SDS Hammer Drill Bit



(6mm x 210mm) SDS6210
(6mm x 260mm) SDS6260
(6.5mm x 210mm) SDS65210
(6.5mm x 260mm) SDS65250
(8mm x 210mm) SDS8210
(10mm x 210mm) SDS10210

Flute Wood Drill Bit/Speed Auger



FWD25

Flat Bit



FB25

Precision Screwdriver Bit Set (7 Pieces)



PSBS

Stanley Magnetic Bit Holder



SBH

T30 Torxbit (Pack of 2)



T30

T30 Torxbit (Pack of 25)



T30PACK

Dewalt PH2 Bit (Pack of 5) 30g



PH2

BUILDING ACCESSORIES

One Strike Filler (1L)



SKU: ONESTRIKE1L

Stihl Oil (100ml)



SKU: STIHOIL

501 PVA Bond (5L)



SKU: PVA5

Building Sand (25kg)



SKU: SAND

OPC Cement (25kg)



SKU: CEMENT

Flexi Tub (42L)



SKU: TTBL

Plastic Bucket (13.64L)



SKU: BUCKETPLASTIC

Damp Proof Course



100m x 30m SKU: DPC100
300m x 30m SKU: DPC300
450m x 30m SKU: DPC450
600m x 30m SKU: DPC600

Gauging Trowel



7" SKU: GT7



Cotton Dust Sheet



12" x 9" SKU: DS
12" x 9" Laminated SKU: DSL
24" x 3" Stairway SKU: DSST

Heavy Duty Tarpaulin
18' x 12' (5.4m x 3.7m)



SKU: TARPAULIN1812

Bungee Cords



610mm SKU: BC610
915mm SKU: BC915

Ratchet Straps (5m)



25mm (1 Tonne) SKU: RATCHET
50mm (2 Tonne) SKU: RATCHET50

Cam Buckle Tie Down Strap - Pack of 2 (2.5m x 25mm)



SKU: BUCKLESTRAP

Rubblesacks - Pack of 100 (60L) 24" x 36"



SKU: CH16

Stanley Tape Measure



5m SKU: STM5
8m SKU: STM8

Trade Tape Measure



5m SKU: TM5
7.5m SKU: TM7.5

Paint Brushes



2" SKU: PB2
3" SKU: PB3

HEAVY DUTY WATERPROOF FABRIC UNIVERSAL SEAT COVERS



HDD UNIVERSAL seat covers are manufactured to the highest standards for durability and wear and tear, giving years of protection. Made from super tough nylon with a waterproof backing and can be easily cleaned with a damp cloth or by brushing.



Universal Front

Black SEATCOVERUBL
 Grey SEATCOVERUG

Passenger Double

Black SEATCOVERUPD
 Grey SEATCOVERUPDG

Universal Wing

Black SEATCOVERUWBL
 Grey SEATCOVERUWBG



Resistant to:
OIL & PAINT • MUD & DUST
FOOD & DRINK • DIRT & GRIME

PROTECTIVE FOOTWEAR



Ask your local depot for availability & sizes

Open a Trade Professional Account

- Trade Discount ✓
- FREE Delivery ✓
- Online Ordering ✓
- Huge Stocks ✓
- Latest Offers ✓
- Order Online Until 10pm ✓

2a/2b Elland Road Industrial Park, Elland Way, Leeds, LS11 0EY



YORKSHIRE & HUMBERSIDE

Leeds Depot

☎ 0113 277 8600

☎ 07746 980491

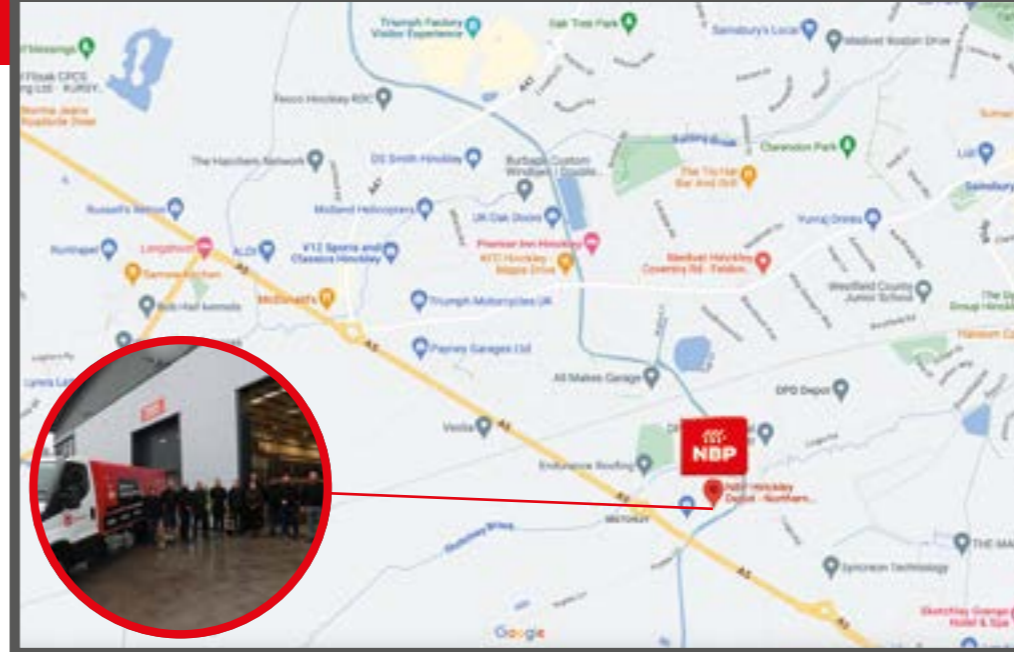
✉ sales@nbp.co.uk

/// ///calculating.camp.volunteered



SCAN HERE FOR MORE INFORMATION

Unit 13, Lime Kilns Business Park, Lime Kilns Way, Hinckley, LE10 3EL



MIDLANDS

Hinckley Depot

☎ 01455 249 400

☎ 07746 980503

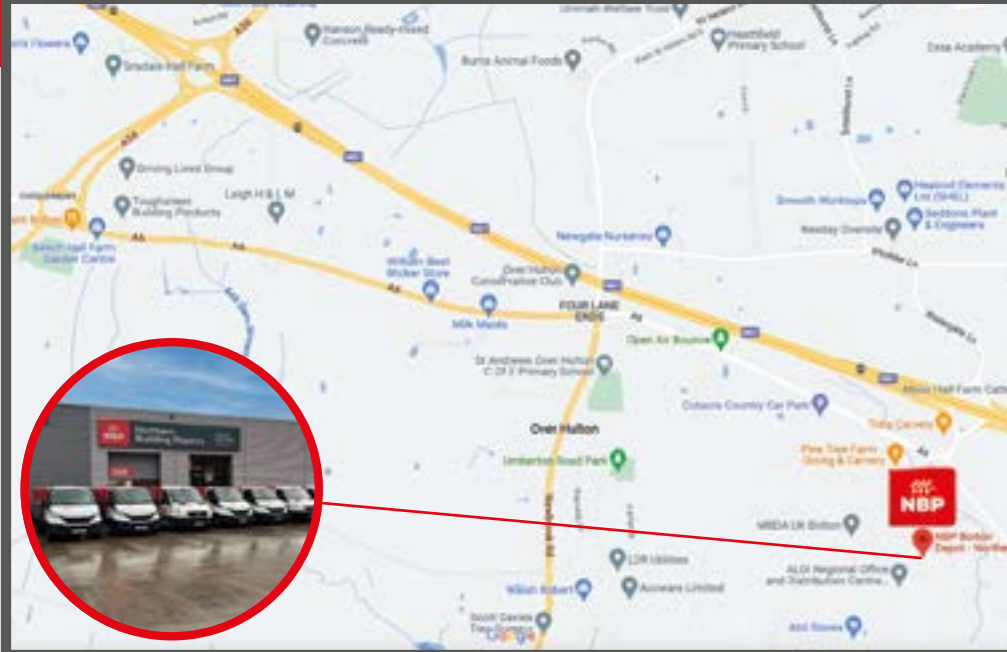
✉ sales.eastmidlands@nbp.co.uk

/// ///estate.dock.cakes



SCAN HERE FOR MORE INFORMATION

Unit C4, Leadbeaters Lane, Logistics North, Bolton, BL5 1FL



NORTH WEST

Bolton Depot

☎ 01204 800 565

☎ 07542 846530

✉ sales.northwest@nbp.co.uk

/// ///civic.frame.penny



SCAN HERE FOR MORE INFORMATION

Unit 15, Portobello Trade Park, Birtley, Chester-le-Street, DH3 2SB



NORTH EAST

Birtley Depot

☎ 0191 300 6050

☎ 07746 980501

✉ sales.northeast@nbp.co.uk

/// ///hats.home.pencil



SCAN HERE FOR MORE INFORMATION



MORE REASONS TO CONNECT



www.nbp.co.uk

Northern Building Plastics Product Guide - 04/2024



In line with our NBP sustainability strategy and our responsibility to be mindful of the world's resources, this product guide uses sustainably sourced paper from an independently certified supplier.

When you have finished with this product guide please recycle it.

